

Summary Results Report  
GENERAL ELECTION  
November 8, 2022

OFFICIAL RESULTS

Weston

**Statistics**

TOTAL

Ballots Cast - Total	2,845
Ballots Cast - Blank	0










Summary Results Report  
 GENERAL ELECTION  
 November 8, 2022

OFFICIAL RESULTS

Weston









**UNITED STATES REPRESENTATIVE**

Vote For 1

	TOTAL	VOTE %	
REP HARRIETT HAGEMAN	2,412	84.78%	
DEM LYNNETTE GREYBULL	256	9.00%	
LIB RICHARD BRUBAKER	47	1.65%	
CON MARISSA JOY SELVIG	44	1.55%	
Write-In Totals	33	1.16%	
<b>Total Votes Cast</b>	<b>2,792</b>	<b>98.14%</b>	
Overvotes	3	0.11%	
Undervotes	50	1.76%	
Contest Totals	2,845	100.00%	







**GOVERNOR**

Vote For 1

	TOTAL	VOTE %	
REP MARK GORDON	2,033	71.46%	
DEM THERESA A. LIVINGSTON	178	6.26%	
LIB JARED J. BALDES	169	5.94%	
Write-In Totals	355	12.48%	
<b>Total Votes Cast</b>	<b>2,735</b>	<b>96.13%</b>	
Overvotes	2	0.07%	
Undervotes	108	3.80%	
Contest Totals	2,845	100.00%	







**SECRETARY OF STATE**

Vote For 1

	TOTAL	VOTE %	
REP CHUCK GRAY	2,471	86.85%	
Write-In Totals	54	1.90%	
<b>Total Votes Cast</b>	<b>2,525</b>	<b>88.75%</b>	
Overvotes	0	0.00%	
Undervotes	320	11.25%	
Contest Totals	2,845	100.00%	

**STATE AUDITOR**

Vote For 1

	TOTAL	VOTE %	
REP KRISTI RACINES	2,495	87.70%	
Write-In Totals	13	0.46%	
<b>Total Votes Cast</b>	<b>2,508</b>	<b>88.15%</b>	
Overvotes	1	0.04%	
Undervotes	336	11.81%	
Contest Totals	2,845	100.00%	

Summary Results Report  
 GENERAL ELECTION  
 November 8, 2022

OFFICIAL RESULTS

Weston

**STATE TREASURER**

Vote For 1

	TOTAL	VOTE %	
REP CURT MEIER	2,537	89.17%	<div style="width: 89.17%;"><div style="width: 89.17%;"></div></div>
Write-In Totals	12	0.42%	<div style="width: 0.42%;"><div style="width: 0.42%;"></div></div>
<b>Total Votes Cast</b>	<b>2,549</b>	<b>89.60%</b>	<div style="width: 89.60%;"><div style="width: 89.60%;"></div></div>
Overvotes	0	0.00%	<div style="width: 0.00%;"><div style="width: 0.00%;"></div></div>
Undervotes	296	10.40%	<div style="width: 10.40%;"><div style="width: 10.40%;"></div></div>
Contest Totals	2,845	100.00%	<div style="width: 100.00%;"><div style="width: 100.00%;"></div></div>

**SUPERINTENDENT OF PUBLIC INSTRUCTION**

Vote For 1

	TOTAL	VOTE %	
REP MEGAN DEGENFELDER	2,212	77.75%	<div style="width: 77.75%;"><div style="width: 77.75%;"></div></div>
DEM SERGIO A. MALDONADO, SR.	266	9.35%	<div style="width: 9.35%;"><div style="width: 9.35%;"></div></div>
Write-In Totals	212	7.45%	<div style="width: 7.45%;"><div style="width: 7.45%;"></div></div>
<b>Total Votes Cast</b>	<b>2,690</b>	<b>94.55%</b>	<div style="width: 94.55%;"><div style="width: 94.55%;"></div></div>
Overvotes	1	0.04%	<div style="width: 0.04%;"><div style="width: 0.04%;"></div></div>
Undervotes	154	5.41%	<div style="width: 5.41%;"><div style="width: 5.41%;"></div></div>
Contest Totals	2,845	100.00%	<div style="width: 100.00%;"><div style="width: 100.00%;"></div></div>

**STATE SENATOR SENATE DIST 1**

Vote For 1

	TOTAL	VOTE %	
REP OGDEN DRISKILL	819	67.02%	<div style="width: 67.02%;"><div style="width: 67.02%;"></div></div>
Write-In Totals	257	21.03%	<div style="width: 21.03%;"><div style="width: 21.03%;"></div></div>
<b>Total Votes Cast</b>	<b>1,076</b>	<b>88.05%</b>	<div style="width: 88.05%;"><div style="width: 88.05%;"></div></div>
Overvotes	0	0.00%	<div style="width: 0.00%;"><div style="width: 0.00%;"></div></div>
Undervotes	146	11.95%	<div style="width: 11.95%;"><div style="width: 11.95%;"></div></div>
Contest Totals	1,222	100.00%	<div style="width: 100.00%;"><div style="width: 100.00%;"></div></div>

**STATE SENATOR SENATE DIST 3**

Vote For 1

	TOTAL	VOTE %	
REP CHERI STEINMETZ	1,362	83.92%	<div style="width: 83.92%;"><div style="width: 83.92%;"></div></div>
Write-In Totals	73	4.50%	<div style="width: 4.50%;"><div style="width: 4.50%;"></div></div>
<b>Total Votes Cast</b>	<b>1,435</b>	<b>88.42%</b>	<div style="width: 88.42%;"><div style="width: 88.42%;"></div></div>
Overvotes	0	0.00%	<div style="width: 0.00%;"><div style="width: 0.00%;"></div></div>
Undervotes	188	11.58%	<div style="width: 11.58%;"><div style="width: 11.58%;"></div></div>
Contest Totals	1,623	100.00%	<div style="width: 100.00%;"><div style="width: 100.00%;"></div></div>

**STATE REP HOUSE DIST 1**

Vote For 1

	TOTAL	VOTE %	
REP CHIP NEIMAN	1,074	87.89%	<div style="width: 87.89%;"><div style="width: 87.89%;"></div></div>
Write-In Totals	20	1.64%	<div style="width: 1.64%;"><div style="width: 1.64%;"></div></div>
<b>Total Votes Cast</b>	<b>1,094</b>	<b>89.53%</b>	<div style="width: 89.53%;"><div style="width: 89.53%;"></div></div>
Overvotes	0	0.00%	<div style="width: 0.00%;"><div style="width: 0.00%;"></div></div>
Undervotes	128	10.47%	<div style="width: 10.47%;"><div style="width: 10.47%;"></div></div>
Contest Totals	1,222	100.00%	<div style="width: 100.00%;"><div style="width: 100.00%;"></div></div>







Summary Results Report  
 GENERAL ELECTION  
 November 8, 2022

OFFICIAL RESULTS

Weston









**STATE REP HOUSE DIST 2**

Vote For 1

	TOTAL	VOTE %	
REP ALLEN EARL SLAGLE	1,325	81.64%	
Write-In Totals	108	6.65%	
<b>Total Votes Cast</b>	<b>1,433</b>	<b>88.29%</b>	
Overvotes	1	0.06%	
Undervotes	189	11.65%	
Contest Totals	1,623	100.00%	







**COUNTY COMMISSIONER**

Vote For 3

	TOTAL	VOTE %	
REP GARRETT BORTON	1,982	23.22%	
REP VERA HUBER	1,849	21.66%	
REP NATHAN TODD	1,950	22.85%	
Write-In Totals	161	1.89%	
<b>Total Votes Cast</b>	<b>5,942</b>	<b>69.62%</b>	
Overvotes	6	0.07%	
Undervotes	2,587	30.31%	
Contest Totals	8,535	100.00%	







**COUNTY CORONER**

Vote For 1

	TOTAL	VOTE %	
REP SCOTT BEACHLER	2,581	90.72%	
Write-In Totals	7	0.25%	
<b>Total Votes Cast</b>	<b>2,588</b>	<b>90.97%</b>	
Overvotes	0	0.00%	
Undervotes	257	9.03%	
Contest Totals	2,845	100.00%	







**COUNTY ATTORNEY**

Vote For 1

	TOTAL	VOTE %	
REP MICHAEL W. STULKEN	2,296	80.70%	
Write-In Totals	53	1.86%	
<b>Total Votes Cast</b>	<b>2,349</b>	<b>82.57%</b>	
Overvotes	0	0.00%	
Undervotes	496	17.43%	
Contest Totals	2,845	100.00%	

**COUNTY SHERIFF**

Vote For 1

	TOTAL	VOTE %	
REP BRYAN E. COLVARD	2,392	84.08%	
Write-In Totals	180	6.33%	
<b>Total Votes Cast</b>	<b>2,572</b>	<b>90.40%</b>	
Overvotes	1	0.04%	
Undervotes	272	9.56%	
Contest Totals	2,845	100.00%	







Summary Results Report  
 GENERAL ELECTION  
 November 8, 2022

OFFICIAL RESULTS

Weston







**COUNTY CLERK**

Vote For 1

	TOTAL	VOTE %	
REP BECKY HADLOCK	2,142	75.29%	
Write-In Totals	376	13.22%	
<b>Total Votes Cast</b>	<b>2,518</b>	<b>88.51%</b>	
Overvotes	1	0.04%	
Undervotes	326	11.46%	
Contest Totals	2,845	100.00%	







**COUNTY TREASURER**

Vote For 1

	TOTAL	VOTE %	
REP SUSAN OVERMAN	2,537	89.17%	
Write-In Totals	25	0.88%	
<b>Total Votes Cast</b>	<b>2,562</b>	<b>90.05%</b>	
Overvotes	2	0.07%	
Undervotes	281	9.88%	
Contest Totals	2,845	100.00%	







**COUNTY ASSESSOR**

Vote For 1

	TOTAL	VOTE %	
REP KARA LENARDSON	2,605	91.56%	
Write-In Totals	5	0.18%	
<b>Total Votes Cast</b>	<b>2,610</b>	<b>91.74%</b>	
Overvotes	1	0.04%	
Undervotes	234	8.22%	
Contest Totals	2,845	100.00%	







**CLERK OF DISTRICT COURT**

Vote For 1

	TOTAL	VOTE %	
REP TINA COTE	2,573	90.44%	
Write-In Totals	16	0.56%	
<b>Total Votes Cast</b>	<b>2,589</b>	<b>91.00%</b>	
Overvotes	1	0.04%	
Undervotes	255	8.96%	
Contest Totals	2,845	100.00%	

**JUDGE C DIST COURT SIXTH JUDICIAL DIST HEALY III**

Vote For 1

	TOTAL	VOTE %	
YES	1,845	64.85%	
NO	634	22.28%	
<b>Total Votes Cast</b>	<b>2,479</b>	<b>87.14%</b>	
Overvotes	4	0.14%	
Undervotes	362	12.72%	
Contest Totals	2,845	100.00%	

Summary Results Report  
 GENERAL ELECTION  
 November 8, 2022

OFFICIAL RESULTS

Weston

**JUDGE CIRCUIT COURT SIXTH JUDICIAL DIST PHILLIPS**

Vote For 1

	TOTAL	VOTE %	
YES	1,825	64.15%	<div style="width: 64.15%;"></div>
NO	629	22.11%	<div style="width: 22.11%;"></div>
<b>Total Votes Cast</b>	<b>2,454</b>	<b>86.26%</b>	<div style="width: 86.26%;"></div>
Overvotes	0	0.00%	<div style="width: 0%;"></div>
Undervotes	391	13.74%	<div style="width: 13.74%;"></div>
Contest Totals	2,845	100.00%	<div style="width: 100%;"></div>

**NEWCASTLE COUNCIL MEMBER AT LARGE 4YR**

Vote For 3

	TOTAL	VOTE %	
JOHN BUTTS	470	15.02%	<div style="width: 15.02%;"></div>
ANN MCCOLLEY	660	21.09%	<div style="width: 21.09%;"></div>
DONALD ROMINE	330	10.55%	<div style="width: 10.55%;"></div>
DONNIE STEVESON	487	15.56%	<div style="width: 15.56%;"></div>
LEVI TACY	146	4.67%	<div style="width: 4.67%;"></div>
THOMAS A. VOSS	349	11.15%	<div style="width: 11.15%;"></div>
Write-In Totals	50	1.60%	<div style="width: 1.60%;"></div>
<b>Total Votes Cast</b>	<b>2,492</b>	<b>79.64%</b>	<div style="width: 79.64%;"></div>
Overvotes	72	2.30%	<div style="width: 2.30%;"></div>
Undervotes	565	18.06%	<div style="width: 18.06%;"></div>
Contest Totals	3,129	100.00%	<div style="width: 100%;"></div>

**NEWCASTLE COUNCIL MEMBER AT LARGE 2YR**

Vote For 1

	TOTAL	VOTE %	
Write-In Totals	141	13.52%	<div style="width: 13.52%;"></div>
<b>Total Votes Cast</b>	<b>141</b>	<b>13.52%</b>	<div style="width: 13.52%;"></div>
Overvotes	0	0.00%	<div style="width: 0%;"></div>
Undervotes	902	86.48%	<div style="width: 86.48%;"></div>
Contest Totals	1,043	100.00%	<div style="width: 100%;"></div>

**UPTON MAYOR**

Vote For 1

	TOTAL	VOTE %	
NEIL SCHILLER	126	30.29%	<div style="width: 30.29%;"></div>
NICK TRANDAHL	246	59.13%	<div style="width: 59.13%;"></div>
Write-In Totals	25	6.01%	<div style="width: 6.01%;"></div>
<b>Total Votes Cast</b>	<b>397</b>	<b>95.43%</b>	<div style="width: 95.43%;"></div>
Overvotes	0	0.00%	<div style="width: 0%;"></div>
Undervotes	19	4.57%	<div style="width: 4.57%;"></div>
Contest Totals	416	100.00%	<div style="width: 100%;"></div>

Summary Results Report  
 GENERAL ELECTION  
 November 8, 2022

OFFICIAL RESULTS

Weston

**UPTON COUNCIL MEMBER**

Vote For 2

	TOTAL	VOTE %	
DELANE HAYNES	173	20.79%	<div style="width: 20.79%;"></div>
TIFFANY MCMILLAN	279	33.53%	<div style="width: 33.53%;"></div>
JOE WATT	257	30.89%	<div style="width: 30.89%;"></div>
Write-In Totals	10	1.20%	<div style="width: 1.20%;"></div>
<b>Total Votes Cast</b>	<b>719</b>	<b>86.42%</b>	<div style="width: 86.42%;"></div>
Overvotes	0	0.00%	<div style="width: 0.00%;"></div>
Undervotes	113	13.58%	<div style="width: 13.58%;"></div>
Contest Totals	832	100.00%	<div style="width: 100.00%;"></div>

**WESTON CO SCH DIST NO. 1 AT LARGE**

Vote For 4

	TOTAL	VOTE %	
PAUL BAU	611	6.95%	<div style="width: 6.95%;"></div>
SEAN CRABTREE	1,121	12.75%	<div style="width: 12.75%;"></div>
STEVEN GALE	176	2.00%	<div style="width: 2.00%;"></div>
DANA GORDON	1,009	11.48%	<div style="width: 11.48%;"></div>
STANLEY JASINSKI	359	4.08%	<div style="width: 4.08%;"></div>
JASON JENKINS	684	7.78%	<div style="width: 7.78%;"></div>
MARCIA LAMBERT	682	7.76%	<div style="width: 7.76%;"></div>
TYLER MILLS	478	5.44%	<div style="width: 5.44%;"></div>
JOE PRELL	941	10.70%	<div style="width: 10.70%;"></div>
GILLIAN SEARS	480	5.46%	<div style="width: 5.46%;"></div>
TOM WRIGHT	642	7.30%	<div style="width: 7.30%;"></div>
Write-In Totals	15	0.17%	<div style="width: 0.17%;"></div>
<b>Total Votes Cast</b>	<b>7,198</b>	<b>81.87%</b>	<div style="width: 81.87%;"></div>
Overvotes	12	0.14%	<div style="width: 0.14%;"></div>
Undervotes	1,582	17.99%	<div style="width: 17.99%;"></div>
Contest Totals	8,792	100.00%	<div style="width: 100.00%;"></div>

**WESTON CO SCH DIST NO. 7 AT LARGE**

Vote For 3

	TOTAL	VOTE %	
JACKIE COWGER	296	15.25%	<div style="width: 15.25%;"></div>
TY MILLER	390	20.09%	<div style="width: 20.09%;"></div>
JUSTIN MILLS	475	24.47%	<div style="width: 24.47%;"></div>
MARK MITCHELL	352	18.14%	<div style="width: 18.14%;"></div>
Write-In Totals	12	0.62%	<div style="width: 0.62%;"></div>
<b>Total Votes Cast</b>	<b>1,525</b>	<b>78.57%</b>	<div style="width: 78.57%;"></div>
Overvotes	9	0.46%	<div style="width: 0.46%;"></div>
Undervotes	407	20.97%	<div style="width: 20.97%;"></div>
Contest Totals	1,941	100.00%	<div style="width: 100.00%;"></div>







Summary Results Report  
 GENERAL ELECTION  
 November 8, 2022

OFFICIAL RESULTS

Weston






**CONSTITUTIONAL AMENDMENT A**

Vote For 1

	TOTAL	VOTE %	
FOR	1,373	48.26%	
AGAINST	1,263	44.39%	
<b>Total Votes Cast</b>	<b>2,636</b>	<b>92.65%</b>	
Overvotes	1	0.04%	
Undervotes	208	7.31%	
Contest Totals	2,845	100.00%	

**CONSTITUTIONAL AMENDMENT B**

Vote For 1

	TOTAL	VOTE %	
FOR	1,037	36.45%	
AGAINST	1,676	58.91%	
<b>Total Votes Cast</b>	<b>2,713</b>	<b>95.36%</b>	
Overvotes	1	0.04%	
Undervotes	131	4.60%	
Contest Totals	2,845	100.00%	