

## 1-1 NEWCASTLE OUTSIDE

### Statistics

	TOTAL
Ballots Cast - Total	544
Ballots Cast - REPUBLICAN	533
Ballots Cast - DEMOCRATIC	11
Ballots Cast - NONPARTISAN	0
Ballots Cast - Blank	0

### REP UNITED STATES REPRESENTATIVE

Vote For 1

	TOTAL	VOTE %
ROBYN M. BELINSKEY	8	1.50%
ANTHONY BOUCHARD	24	4.50%
LIZ CHENEY	58	10.88%
HARRIET HAGEMAN	432	81.05%
DENTON KNAPP	6	1.13%
Write-In Totals	0	0.00%
<b>Total Votes Cast</b>	<b>528</b>	<b>99.06%</b>
Overvotes	4	0.75%
Undervotes	1	0.19%
Contest Totals	533	100.00%

### REP GOVERNOR

Vote For 1

	TOTAL	VOTE %
BRENT BIEN	245	45.97%
MARK GORDON	228	42.78%
JAMES SCOTT QUICK	11	2.06%
REX RAMMELL	38	7.13%
Write-In Totals	1	0.19%
<b>Total Votes Cast</b>	<b>523</b>	<b>98.12%</b>
Overvotes	0	0.00%
Undervotes	10	1.88%
Contest Totals	533	100.00%

### REP SECRETARY OF STATE

Vote For 1

	TOTAL	VOTE %
MARK ARMSTRONG	58	10.88%
DAN DOCKSTADER	2	0.38%
CHUCK GRAY	327	61.35%
TARA NETHERCOTT	107	20.08%
Write-In Totals	0	0.00%
<b>Total Votes Cast</b>	<b>494</b>	<b>92.68%</b>
Overvotes	0	0.00%
Undervotes	39	7.32%
Contest Totals	533	100.00%

## 1-1 NEWCASTLE OUTSIDE

### REP STATE AUDITOR

Vote For 1

	TOTAL	VOTE %	
KRISTI RACINES	438	82.18%	<div style="width: 82.18%; background-color: #f0e68c;"></div>
Write-In Totals	0	0.00%	<div style="width: 0%; background-color: #f0e68c;"></div>
<b>Total Votes Cast</b>	<b>438</b>	<b>82.18%</b>	<div style="width: 82.18%; background-color: #f0e68c;"></div>
Overvotes	0	0.00%	<div style="width: 0%; background-color: #f0e68c;"></div>
Undervotes	95	17.82%	<div style="width: 17.82%; background-color: #f0e68c;"></div>
Contest Totals	533	100.00%	<div style="width: 100%; background-color: #f0e68c;"></div>

### REP STATE TREASURER

Vote For 1

	TOTAL	VOTE %	
BILL GALLOP	92	17.26%	<div style="width: 17.26%; background-color: #f0e68c;"></div>
CURT MEIER	376	70.54%	<div style="width: 70.54%; background-color: #f0e68c;"></div>
Write-In Totals	0	0.00%	<div style="width: 0%; background-color: #f0e68c;"></div>
<b>Total Votes Cast</b>	<b>468</b>	<b>87.80%</b>	<div style="width: 87.80%; background-color: #f0e68c;"></div>
Overvotes	0	0.00%	<div style="width: 0%; background-color: #f0e68c;"></div>
Undervotes	65	12.20%	<div style="width: 12.20%; background-color: #f0e68c;"></div>
Contest Totals	533	100.00%	<div style="width: 100%; background-color: #f0e68c;"></div>

### REP SUPERINTENDENT OF PUBLIC INSTRUCTION

Vote For 1

	TOTAL	VOTE %	
MEGAN DEGENFELDER	143	26.83%	<div style="width: 26.83%; background-color: #f0e68c;"></div>
THOMAS KELLY	41	7.69%	<div style="width: 7.69%; background-color: #f0e68c;"></div>
BRIAN SCHROEDER	223	41.84%	<div style="width: 41.84%; background-color: #f0e68c;"></div>
ROBERT J. WHITE III	3	0.56%	<div style="width: 0.56%; background-color: #f0e68c;"></div>
JENNIFER ZERBA	43	8.07%	<div style="width: 8.07%; background-color: #f0e68c;"></div>
Write-In Totals	0	0.00%	<div style="width: 0%; background-color: #f0e68c;"></div>
<b>Total Votes Cast</b>	<b>453</b>	<b>84.99%</b>	<div style="width: 84.99%; background-color: #f0e68c;"></div>
Overvotes	2	0.38%	<div style="width: 0.38%; background-color: #f0e68c;"></div>
Undervotes	78	14.63%	<div style="width: 14.63%; background-color: #f0e68c;"></div>
Contest Totals	533	100.00%	<div style="width: 100%; background-color: #f0e68c;"></div>

### REP STATE SENATOR DIST 3

Vote For 1

	TOTAL	VOTE %	
MARTY ERTMAN	254	47.65%	<div style="width: 47.65%; background-color: #f0e68c;"></div>
CHERI STEINMETZ	259	48.59%	<div style="width: 48.59%; background-color: #f0e68c;"></div>
Write-In Totals	0	0.00%	<div style="width: 0%; background-color: #f0e68c;"></div>
<b>Total Votes Cast</b>	<b>513</b>	<b>96.25%</b>	<div style="width: 96.25%; background-color: #f0e68c;"></div>
Overvotes	0	0.00%	<div style="width: 0%; background-color: #f0e68c;"></div>
Undervotes	20	3.75%	<div style="width: 3.75%; background-color: #f0e68c;"></div>
Contest Totals	533	100.00%	<div style="width: 100%; background-color: #f0e68c;"></div>

## 1-1 NEWCASTLE OUTSIDE

### REP STATE REPRESENTATIVE DIST 2

Vote For 1

	TOTAL	VOTE %	
ALLEN EARL SLAGLE	295	55.35%	<div style="width: 55.35%;"></div>
JD WILLIAMS	225	42.21%	<div style="width: 42.21%;"></div>
Write-In Totals	0	0.00%	<div style="width: 0%;"></div>
<b>Total Votes Cast</b>	<b>520</b>	<b>97.56%</b>	<div style="width: 97.56%;"></div>
Overvotes	0	0.00%	<div style="width: 0%;"></div>
Undervotes	13	2.44%	<div style="width: 2.44%;"></div>
Contest Totals	533	100.00%	<div style="width: 100%;"></div>

### REP COUNTY COMMISSIONER

Vote For 3

	TOTAL	VOTE %	
GARRETT BORTON	323	20.20%	<div style="width: 20.20%;"></div>
SHANE CRAWFORD	91	5.69%	<div style="width: 5.69%;"></div>
VERA HUBER	180	11.26%	<div style="width: 11.26%;"></div>
JUSTIN LIGGETT	184	11.51%	<div style="width: 11.51%;"></div>
HENRY NESSUL	71	4.44%	<div style="width: 4.44%;"></div>
ED QUINONES	110	6.88%	<div style="width: 6.88%;"></div>
CHAD SEARS	202	12.63%	<div style="width: 12.63%;"></div>
NATHAN TODD	186	11.63%	<div style="width: 11.63%;"></div>
Write-In Totals	57	3.56%	<div style="width: 3.56%;"></div>
<b>Total Votes Cast</b>	<b>1,404</b>	<b>87.80%</b>	<div style="width: 87.80%;"></div>
Overvotes	21	1.31%	<div style="width: 1.31%;"></div>
Undervotes	174	10.88%	<div style="width: 10.88%;"></div>
Contest Totals	1,599	100.00%	<div style="width: 100%;"></div>

### REP COUNTY CORONER

Vote For 1

	TOTAL	VOTE %	
SCOTT E. BEACHLER	473	88.74%	<div style="width: 88.74%;"></div>
Write-In Totals	0	0.00%	<div style="width: 0%;"></div>
<b>Total Votes Cast</b>	<b>473</b>	<b>88.74%</b>	<div style="width: 88.74%;"></div>
Overvotes	0	0.00%	<div style="width: 0%;"></div>
Undervotes	60	11.26%	<div style="width: 11.26%;"></div>
Contest Totals	533	100.00%	<div style="width: 100%;"></div>

### REP COUNTY ATTORNEY

Vote For 1

	TOTAL	VOTE %	
MICHAEL W. STULKEN	417	78.24%	<div style="width: 78.24%;"></div>
Write-In Totals	4	0.75%	<div style="width: 0.75%;"></div>
<b>Total Votes Cast</b>	<b>421</b>	<b>78.99%</b>	<div style="width: 78.99%;"></div>
Overvotes	0	0.00%	<div style="width: 0%;"></div>
Undervotes	112	21.01%	<div style="width: 21.01%;"></div>
Contest Totals	533	100.00%	<div style="width: 100%;"></div>

## 1-1 NEWCASTLE OUTSIDE

### REP COUNTY SHERIFF

Vote For 1

	TOTAL	VOTE %	
SUSAN BRIDGE	116	21.76%	<div style="width: 21.76%;"></div>
BRYAN E. COLVARD	367	68.86%	<div style="width: 68.86%;"></div>
RICHARD HILLHOUSE	37	6.94%	<div style="width: 6.94%;"></div>
Write-In Totals	0	0.00%	<div style="width: 0%;"></div>
<b>Total Votes Cast</b>	<b>520</b>	<b>97.56%</b>	<div style="width: 97.56%;"></div>
Overvotes	0	0.00%	<div style="width: 0%;"></div>
Undervotes	13	2.44%	<div style="width: 2.44%;"></div>
Contest Totals	533	100.00%	<div style="width: 100%;"></div>

### REP COUNTY CLERK

Vote For 1

	TOTAL	VOTE %	
TRICIA BAUMANN	234	43.90%	<div style="width: 43.90%;"></div>
BECKY HADLOCK	277	51.97%	<div style="width: 51.97%;"></div>
Write-In Totals	0	0.00%	<div style="width: 0%;"></div>
<b>Total Votes Cast</b>	<b>511</b>	<b>95.87%</b>	<div style="width: 95.87%;"></div>
Overvotes	0	0.00%	<div style="width: 0%;"></div>
Undervotes	22	4.13%	<div style="width: 4.13%;"></div>
Contest Totals	533	100.00%	<div style="width: 100%;"></div>

### REP COUNTY TREASURER

Vote For 1

	TOTAL	VOTE %	
SUSAN OVERMAN	465	87.24%	<div style="width: 87.24%;"></div>
Write-In Totals	7	1.31%	<div style="width: 1.31%;"></div>
<b>Total Votes Cast</b>	<b>472</b>	<b>88.56%</b>	<div style="width: 88.56%;"></div>
Overvotes	0	0.00%	<div style="width: 0%;"></div>
Undervotes	61	11.44%	<div style="width: 11.44%;"></div>
Contest Totals	533	100.00%	<div style="width: 100%;"></div>

### REP COUNTY ASSESSOR

Vote For 1

	TOTAL	VOTE %	
KARA LENARDSON	485	90.99%	<div style="width: 90.99%;"></div>
Write-In Totals	1	0.19%	<div style="width: 0.19%;"></div>
<b>Total Votes Cast</b>	<b>486</b>	<b>91.18%</b>	<div style="width: 91.18%;"></div>
Overvotes	0	0.00%	<div style="width: 0%;"></div>
Undervotes	47	8.82%	<div style="width: 8.82%;"></div>
Contest Totals	533	100.00%	<div style="width: 100%;"></div>

## 1-1 NEWCASTLE OUTSIDE

### REP CLERK OF THE DISTRICT COURT

Vote For 1

	TOTAL	VOTE %	
TINA COTE	469	87.99%	<div style="width: 87.99%;"></div>
Write-In Totals	3	0.56%	<div style="width: 0.56%;"></div>
<b>Total Votes Cast</b>	<b>472</b>	<b>88.56%</b>	<div style="width: 88.56%;"></div>
Overvotes	0	0.00%	<div style="width: 0.00%;"></div>
Undervotes	61	11.44%	<div style="width: 11.44%;"></div>
Contest Totals	533	100.00%	<div style="width: 100.00%;"></div>

### REP PRECINCT COMMITTEEMAN 1-1

Vote For 2

	TOTAL	VOTE %	
MICK BOHN	224	21.01%	<div style="width: 21.01%;"></div>
TED ERTMAN	219	20.54%	<div style="width: 20.54%;"></div>
STANLEY JASINSKI	80	7.50%	<div style="width: 7.50%;"></div>
ALLEN EARL SLAGLE	322	30.21%	<div style="width: 30.21%;"></div>
Write-In Totals	5	0.47%	<div style="width: 0.47%;"></div>
<b>Total Votes Cast</b>	<b>850</b>	<b>79.74%</b>	<div style="width: 79.74%;"></div>
Overvotes	2	0.19%	<div style="width: 0.19%;"></div>
Undervotes	214	20.08%	<div style="width: 20.08%;"></div>
Contest Totals	1,066	100.00%	<div style="width: 100.00%;"></div>

### REP PRECINCT COMMITTEEWOMAN 1-1

Vote For 2

	TOTAL	VOTE %	
LINDA BOHN	183	17.17%	<div style="width: 17.17%;"></div>
MARTY ERTMAN	203	19.04%	<div style="width: 19.04%;"></div>
ANN SLAGLE	282	26.45%	<div style="width: 26.45%;"></div>
BEVERLY SZUMA	180	16.89%	<div style="width: 16.89%;"></div>
Write-In Totals	3	0.28%	<div style="width: 0.28%;"></div>
<b>Total Votes Cast</b>	<b>851</b>	<b>79.83%</b>	<div style="width: 79.83%;"></div>
Overvotes	0	0.00%	<div style="width: 0.00%;"></div>
Undervotes	215	20.17%	<div style="width: 20.17%;"></div>
Contest Totals	1,066	100.00%	<div style="width: 100.00%;"></div>

### DEM UNITED STATES REPRESENTATIVE

Vote For 1

	TOTAL	VOTE %	
LYNNETTE GREYBULL	5	45.45%	<div style="width: 45.45%;"></div>
STEVE HELLING	3	27.27%	<div style="width: 27.27%;"></div>
MEGHAN R. JENSEN	2	18.18%	<div style="width: 18.18%;"></div>
Write-In Totals	0	0.00%	<div style="width: 0.00%;"></div>
<b>Total Votes Cast</b>	<b>10</b>	<b>90.91%</b>	<div style="width: 90.91%;"></div>
Overvotes	0	0.00%	<div style="width: 0.00%;"></div>
Undervotes	1	9.09%	<div style="width: 9.09%;"></div>
Contest Totals	11	100.00%	<div style="width: 100.00%;"></div>

## 1-1 NEWCASTLE OUTSIDE

### DEM GOVERNOR

Vote For 1

	TOTAL	VOTE %	
THERESA A. LIVINGSTON	8	72.73%	<div style="width: 72.73%;"></div>
REX WILDE	3	27.27%	<div style="width: 27.27%;"></div>
Write-In Totals	0	0.00%	<div style="width: 0%;"></div>
<b>Total Votes Cast</b>	<b>11</b>	<b>100.00%</b>	<div style="width: 100%;"></div>
Overvotes	0	0.00%	<div style="width: 0%;"></div>
Undervotes	0	0.00%	<div style="width: 0%;"></div>
Contest Totals	11	100.00%	<div style="width: 100%;"></div>

### DEM SECRETARY OF STATE

Vote For 1

	TOTAL	VOTE %	
Write-In Totals	1	9.09%	<div style="width: 9.09%;"></div>
<b>Total Votes Cast</b>	<b>1</b>	<b>9.09%</b>	<div style="width: 9.09%;"></div>
Overvotes	0	0.00%	<div style="width: 0%;"></div>
Undervotes	10	90.91%	<div style="width: 90.91%;"></div>
Contest Totals	11	100.00%	<div style="width: 100%;"></div>

### DEM STATE AUDITOR

Vote For 1

	TOTAL	VOTE %	
Write-In Totals	1	9.09%	<div style="width: 9.09%;"></div>
<b>Total Votes Cast</b>	<b>1</b>	<b>9.09%</b>	<div style="width: 9.09%;"></div>
Overvotes	0	0.00%	<div style="width: 0%;"></div>
Undervotes	10	90.91%	<div style="width: 90.91%;"></div>
Contest Totals	11	100.00%	<div style="width: 100%;"></div>

### DEM STATE TREASURER

Vote For 1

	TOTAL	VOTE %	
Write-In Totals	1	9.09%	<div style="width: 9.09%;"></div>
<b>Total Votes Cast</b>	<b>1</b>	<b>9.09%</b>	<div style="width: 9.09%;"></div>
Overvotes	0	0.00%	<div style="width: 0%;"></div>
Undervotes	10	90.91%	<div style="width: 90.91%;"></div>
Contest Totals	11	100.00%	<div style="width: 100%;"></div>

### DEM SUPERINTENDENT OF PUBLIC INSTRUCTION

Vote For 1

	TOTAL	VOTE %	
SERGIO A. MALDONADO, SR.	7	63.64%	<div style="width: 63.64%;"></div>
Write-In Totals	0	0.00%	<div style="width: 0%;"></div>
<b>Total Votes Cast</b>	<b>7</b>	<b>63.64%</b>	<div style="width: 63.64%;"></div>
Overvotes	0	0.00%	<div style="width: 0%;"></div>
Undervotes	4	36.36%	<div style="width: 36.36%;"></div>
Contest Totals	11	100.00%	<div style="width: 100%;"></div>

## 1-1 NEWCASTLE OUTSIDE

### DEM STATE SENATOR DIST 3

Vote For 1

	TOTAL	VOTE %	
Write-In Totals	1	9.09%	<div style="width: 9.09%;"></div>
<b>Total Votes Cast</b>	<b>1</b>	<b>9.09%</b>	<div style="width: 9.09%;"></div>
Overvotes	0	0.00%	<div style="width: 0%;"></div>
Undervotes	10	90.91%	<div style="width: 90.91%;"></div>
Contest Totals	11	100.00%	<div style="width: 100%;"></div>

### DEM STATE REPRESENTATIVE DIST 2

Vote For 1

	TOTAL	VOTE %	
Write-In Totals	1	9.09%	<div style="width: 9.09%;"></div>
<b>Total Votes Cast</b>	<b>1</b>	<b>9.09%</b>	<div style="width: 9.09%;"></div>
Overvotes	0	0.00%	<div style="width: 0%;"></div>
Undervotes	10	90.91%	<div style="width: 90.91%;"></div>
Contest Totals	11	100.00%	<div style="width: 100%;"></div>

### DEM COUNTY COMMISSIONER

Vote For 3

	TOTAL	VOTE %	
Write-In Totals	2	6.06%	<div style="width: 6.06%;"></div>
<b>Total Votes Cast</b>	<b>2</b>	<b>6.06%</b>	<div style="width: 6.06%;"></div>
Overvotes	0	0.00%	<div style="width: 0%;"></div>
Undervotes	31	93.94%	<div style="width: 93.94%;"></div>
Contest Totals	33	100.00%	<div style="width: 100%;"></div>

### DEM COUNTY CORONER

Vote For 1

	TOTAL	VOTE %	
Write-In Totals	1	9.09%	<div style="width: 9.09%;"></div>
<b>Total Votes Cast</b>	<b>1</b>	<b>9.09%</b>	<div style="width: 9.09%;"></div>
Overvotes	0	0.00%	<div style="width: 0%;"></div>
Undervotes	10	90.91%	<div style="width: 90.91%;"></div>
Contest Totals	11	100.00%	<div style="width: 100%;"></div>

### DEM COUNTY ATTORNEY

Vote For 1

	TOTAL	VOTE %	
Write-In Totals	1	9.09%	<div style="width: 9.09%;"></div>
<b>Total Votes Cast</b>	<b>1</b>	<b>9.09%</b>	<div style="width: 9.09%;"></div>
Overvotes	0	0.00%	<div style="width: 0%;"></div>
Undervotes	10	90.91%	<div style="width: 90.91%;"></div>
Contest Totals	11	100.00%	<div style="width: 100%;"></div>

## 1-1 NEWCASTLE OUTSIDE

### DEM COUNTY SHERIFF

Vote For 1

	TOTAL	VOTE %	
Write-In Totals	1	9.09%	<div style="width: 9.09%;"></div>
<b>Total Votes Cast</b>	<b>1</b>	<b>9.09%</b>	<div style="width: 9.09%;"></div>
Overvotes	0	0.00%	<div style="width: 0%;"></div>
Undervotes	10	90.91%	<div style="width: 90.91%;"></div>
Contest Totals	11	100.00%	<div style="width: 100%;"></div>

### DEM COUNTY CLERK

Vote For 1

	TOTAL	VOTE %	
Write-In Totals	1	9.09%	<div style="width: 9.09%;"></div>
<b>Total Votes Cast</b>	<b>1</b>	<b>9.09%</b>	<div style="width: 9.09%;"></div>
Overvotes	0	0.00%	<div style="width: 0%;"></div>
Undervotes	10	90.91%	<div style="width: 90.91%;"></div>
Contest Totals	11	100.00%	<div style="width: 100%;"></div>

### DEM COUNTY TREASURER

Vote For 1

	TOTAL	VOTE %	
Write-In Totals	1	9.09%	<div style="width: 9.09%;"></div>
<b>Total Votes Cast</b>	<b>1</b>	<b>9.09%</b>	<div style="width: 9.09%;"></div>
Overvotes	0	0.00%	<div style="width: 0%;"></div>
Undervotes	10	90.91%	<div style="width: 90.91%;"></div>
Contest Totals	11	100.00%	<div style="width: 100%;"></div>

### DEM COUNTY ASSESSOR

Vote For 1

	TOTAL	VOTE %	
Write-In Totals	1	9.09%	<div style="width: 9.09%;"></div>
<b>Total Votes Cast</b>	<b>1</b>	<b>9.09%</b>	<div style="width: 9.09%;"></div>
Overvotes	0	0.00%	<div style="width: 0%;"></div>
Undervotes	10	90.91%	<div style="width: 90.91%;"></div>
Contest Totals	11	100.00%	<div style="width: 100%;"></div>

### DEM CLERK OF THE DISTRICT COURT

Vote For 1

	TOTAL	VOTE %	
Write-In Totals	1	9.09%	<div style="width: 9.09%;"></div>
<b>Total Votes Cast</b>	<b>1</b>	<b>9.09%</b>	<div style="width: 9.09%;"></div>
Overvotes	0	0.00%	<div style="width: 0%;"></div>
Undervotes	10	90.91%	<div style="width: 90.91%;"></div>
Contest Totals	11	100.00%	<div style="width: 100%;"></div>








### 1-1 NEWCASTLE OUTSIDE

---






#### DEM PRECINCT COMMITTEEMAN 1-1

Vote For 1

	TOTAL	VOTE %	
Write-In Totals	1	9.09%	
<b>Total Votes Cast</b>	<b>1</b>	<b>9.09%</b>	
Overvotes	0	0.00%	
Undervotes	10	90.91%	
Contest Totals	11	100.00%	

#### DEM PRECINCT COMMITTEEWOMAN 1-1

Vote For 1

	TOTAL	VOTE %	
Write-In Totals	1	9.09%	
<b>Total Votes Cast</b>	<b>1</b>	<b>9.09%</b>	
Overvotes	0	0.00%	
Undervotes	10	90.91%	
Contest Totals	11	100.00%	

## 1-2 NEWCASTLE OUTSIDE

### Statistics

	TOTAL
Ballots Cast - Total	423
Ballots Cast - REPUBLICAN	416
Ballots Cast - DEMOCRATIC	7
Ballots Cast - NONPARTISAN	0
Ballots Cast - Blank	0

### REP UNITED STATES REPRESENTATIVE

Vote For 1

	TOTAL	VOTE %
ROBYN M. BELINSKEY	1	0.24%
ANTHONY BOUCHARD	10	2.40%
LIZ CHENEY	53	12.74%
HARRIET HAGEMAN	348	83.65%
DENTON KNAPP	1	0.24%
Write-In Totals	0	0.00%
<b>Total Votes Cast</b>	<b>413</b>	<b>99.28%</b>
Overvotes	0	0.00%
Undervotes	3	0.72%
Contest Totals	416	100.00%

### REP GOVERNOR

Vote For 1

	TOTAL	VOTE %
BRENT BIEN	144	34.62%
MARK GORDON	191	45.91%
JAMES SCOTT QUICK	15	3.61%
REX RAMMELL	39	9.38%
Write-In Totals	2	0.48%
<b>Total Votes Cast</b>	<b>391</b>	<b>93.99%</b>
Overvotes	0	0.00%
Undervotes	25	6.01%
Contest Totals	416	100.00%

### REP SECRETARY OF STATE

Vote For 1

	TOTAL	VOTE %
MARK ARMSTRONG	44	10.58%
DAN DOCKSTADER	14	3.37%
CHUCK GRAY	209	50.24%
TARA NETHERCOTT	100	24.04%
Write-In Totals	0	0.00%
<b>Total Votes Cast</b>	<b>367</b>	<b>88.22%</b>
Overvotes	1	0.24%
Undervotes	48	11.54%
Contest Totals	416	100.00%

## 1-2 NEWCASTLE OUTSIDE

### REP STATE AUDITOR

Vote For 1

	TOTAL	VOTE %	
KRISTI RACINES	330	79.33%	<div style="width: 79.33%;"></div>
Write-In Totals	0	0.00%	<div style="width: 0%;"></div>
<b>Total Votes Cast</b>	<b>330</b>	<b>79.33%</b>	<div style="width: 79.33%;"></div>
Overvotes	0	0.00%	<div style="width: 0%;"></div>
Undervotes	86	20.67%	<div style="width: 20.67%;"></div>
Contest Totals	416	100.00%	<div style="width: 100%;"></div>

### REP STATE TREASURER

Vote For 1

	TOTAL	VOTE %	
BILL GALLOP	76	18.27%	<div style="width: 18.27%;"></div>
CURT MEIER	276	66.35%	<div style="width: 66.35%;"></div>
Write-In Totals	0	0.00%	<div style="width: 0%;"></div>
<b>Total Votes Cast</b>	<b>352</b>	<b>84.62%</b>	<div style="width: 84.62%;"></div>
Overvotes	1	0.24%	<div style="width: 0.24%;"></div>
Undervotes	63	15.14%	<div style="width: 15.14%;"></div>
Contest Totals	416	100.00%	<div style="width: 100%;"></div>

### REP SUPERINTENDENT OF PUBLIC INSTRUCTION

Vote For 1

	TOTAL	VOTE %	
MEGAN DEGENFELDER	84	20.19%	<div style="width: 20.19%;"></div>
THOMAS KELLY	39	9.38%	<div style="width: 9.38%;"></div>
BRIAN SCHROEDER	175	42.07%	<div style="width: 42.07%;"></div>
ROBERT J. WHITE III	7	1.68%	<div style="width: 1.68%;"></div>
JENNIFER ZERBA	38	9.13%	<div style="width: 9.13%;"></div>
Write-In Totals	1	0.24%	<div style="width: 0.24%;"></div>
<b>Total Votes Cast</b>	<b>344</b>	<b>82.69%</b>	<div style="width: 82.69%;"></div>
Overvotes	2	0.48%	<div style="width: 0.48%;"></div>
Undervotes	70	16.83%	<div style="width: 16.83%;"></div>
Contest Totals	416	100.00%	<div style="width: 100%;"></div>

### REP STATE SENATOR DIST 1

Vote For 1

	TOTAL	VOTE %	
ROGER CONNETT	158	37.98%	<div style="width: 37.98%;"></div>
OGDEN DRISKILL	153	36.78%	<div style="width: 36.78%;"></div>
BILL FORTNER	72	17.31%	<div style="width: 17.31%;"></div>
Write-In Totals	0	0.00%	<div style="width: 0%;"></div>
<b>Total Votes Cast</b>	<b>383</b>	<b>92.07%</b>	<div style="width: 92.07%;"></div>
Overvotes	0	0.00%	<div style="width: 0%;"></div>
Undervotes	33	7.93%	<div style="width: 7.93%;"></div>
Contest Totals	416	100.00%	<div style="width: 100%;"></div>

## 1-2 NEWCASTLE OUTSIDE

### REP STATE REPRESENTATIVE DIST 1

Vote For 1

	TOTAL	VOTE %	
CHIP NEIMAN	352	84.62%	<div style="width: 84.62%; background-color: #f0e68c;"></div>
Write-In Totals	2	0.48%	<div style="width: 0.48%; background-color: #f0e68c;"></div>
<b>Total Votes Cast</b>	<b>354</b>	<b>85.10%</b>	<div style="width: 85.10%; background-color: #f0e68c;"></div>
Overvotes	0	0.00%	<div style="width: 0.00%; background-color: #f0e68c;"></div>
Undervotes	62	14.90%	<div style="width: 14.90%; background-color: #f0e68c;"></div>
Contest Totals	416	100.00%	<div style="width: 100.00%; background-color: #f0e68c;"></div>

### REP COUNTY COMMISSIONER

Vote For 3

	TOTAL	VOTE %	
GARRETT BORTON	214	17.15%	<div style="width: 17.15%; background-color: #f0e68c;"></div>
SHANE CRAWFORD	81	6.49%	<div style="width: 6.49%; background-color: #f0e68c;"></div>
VERA HUBER	153	12.26%	<div style="width: 12.26%; background-color: #f0e68c;"></div>
JUSTIN LIGGETT	136	10.90%	<div style="width: 10.90%; background-color: #f0e68c;"></div>
HENRY NESSUL	49	3.93%	<div style="width: 3.93%; background-color: #f0e68c;"></div>
ED QUINONES	79	6.33%	<div style="width: 6.33%; background-color: #f0e68c;"></div>
CHAD SEARS	137	10.98%	<div style="width: 10.98%; background-color: #f0e68c;"></div>
NATHAN TODD	142	11.38%	<div style="width: 11.38%; background-color: #f0e68c;"></div>
Write-In Totals	35	2.80%	<div style="width: 2.80%; background-color: #f0e68c;"></div>
<b>Total Votes Cast</b>	<b>1,026</b>	<b>82.21%</b>	<div style="width: 82.21%; background-color: #f0e68c;"></div>
Overvotes	21	1.68%	<div style="width: 1.68%; background-color: #f0e68c;"></div>
Undervotes	201	16.11%	<div style="width: 16.11%; background-color: #f0e68c;"></div>
Contest Totals	1,248	100.00%	<div style="width: 100.00%; background-color: #f0e68c;"></div>

### REP COUNTY CORONER

Vote For 1

	TOTAL	VOTE %	
SCOTT E. BEACHLER	348	83.65%	<div style="width: 83.65%; background-color: #f0e68c;"></div>
Write-In Totals	2	0.48%	<div style="width: 0.48%; background-color: #f0e68c;"></div>
<b>Total Votes Cast</b>	<b>350</b>	<b>84.13%</b>	<div style="width: 84.13%; background-color: #f0e68c;"></div>
Overvotes	0	0.00%	<div style="width: 0.00%; background-color: #f0e68c;"></div>
Undervotes	66	15.87%	<div style="width: 15.87%; background-color: #f0e68c;"></div>
Contest Totals	416	100.00%	<div style="width: 100.00%; background-color: #f0e68c;"></div>

### REP COUNTY ATTORNEY

Vote For 1

	TOTAL	VOTE %	
MICHAEL W. STULKEN	304	73.08%	<div style="width: 73.08%; background-color: #f0e68c;"></div>
Write-In Totals	5	1.20%	<div style="width: 1.20%; background-color: #f0e68c;"></div>
<b>Total Votes Cast</b>	<b>309</b>	<b>74.28%</b>	<div style="width: 74.28%; background-color: #f0e68c;"></div>
Overvotes	0	0.00%	<div style="width: 0.00%; background-color: #f0e68c;"></div>
Undervotes	107	25.72%	<div style="width: 25.72%; background-color: #f0e68c;"></div>
Contest Totals	416	100.00%	<div style="width: 100.00%; background-color: #f0e68c;"></div>

## 1-2 NEWCASTLE OUTSIDE

### REP COUNTY SHERIFF

Vote For 1

	TOTAL	VOTE %	
SUSAN BRIDGE	81	19.47%	<div><div style="width: 19.47%;"></div></div>
BRYAN E. COLVARD	291	69.95%	<div><div style="width: 69.95%;"></div></div>
RICHARD HILLHOUSE	28	6.73%	<div><div style="width: 6.73%;"></div></div>
Write-In Totals	0	0.00%	<div><div style="width: 0%;"></div></div>
<b>Total Votes Cast</b>	<b>400</b>	<b>96.15%</b>	<div><div style="width: 96.15%;"></div></div>
Overvotes	0	0.00%	<div><div style="width: 0%;"></div></div>
Undervotes	16	3.85%	<div><div style="width: 3.85%;"></div></div>
Contest Totals	416	100.00%	<div><div style="width: 100%;"></div></div>

### REP COUNTY CLERK

Vote For 1

	TOTAL	VOTE %	
TRICIA BAUMANN	181	43.51%	<div><div style="width: 43.51%;"></div></div>
BECKY HADLOCK	201	48.32%	<div><div style="width: 48.32%;"></div></div>
Write-In Totals	0	0.00%	<div><div style="width: 0%;"></div></div>
<b>Total Votes Cast</b>	<b>382</b>	<b>91.83%</b>	<div><div style="width: 91.83%;"></div></div>
Overvotes	0	0.00%	<div><div style="width: 0%;"></div></div>
Undervotes	34	8.17%	<div><div style="width: 8.17%;"></div></div>
Contest Totals	416	100.00%	<div><div style="width: 100%;"></div></div>

### REP COUNTY TREASURER

Vote For 1

	TOTAL	VOTE %	
SUSAN OVERMAN	350	84.13%	<div><div style="width: 84.13%;"></div></div>
Write-In Totals	1	0.24%	<div><div style="width: 0.24%;"></div></div>
<b>Total Votes Cast</b>	<b>351</b>	<b>84.38%</b>	<div><div style="width: 84.38%;"></div></div>
Overvotes	0	0.00%	<div><div style="width: 0%;"></div></div>
Undervotes	65	15.62%	<div><div style="width: 15.62%;"></div></div>
Contest Totals	416	100.00%	<div><div style="width: 100%;"></div></div>

### REP COUNTY ASSESSOR

Vote For 1

	TOTAL	VOTE %	
KARA LENARDSON	358	86.06%	<div><div style="width: 86.06%;"></div></div>
Write-In Totals	1	0.24%	<div><div style="width: 0.24%;"></div></div>
<b>Total Votes Cast</b>	<b>359</b>	<b>86.30%</b>	<div><div style="width: 86.30%;"></div></div>
Overvotes	0	0.00%	<div><div style="width: 0%;"></div></div>
Undervotes	57	13.70%	<div><div style="width: 13.70%;"></div></div>
Contest Totals	416	100.00%	<div><div style="width: 100%;"></div></div>

## 1-2 NEWCASTLE OUTSIDE

### REP CLERK OF THE DISTRICT COURT

Vote For 1

	TOTAL	VOTE %	
TINA COTE	346	83.17%	<div style="width: 83.17%;"></div>
Write-In Totals	2	0.48%	<div style="width: 0.48%;"></div>
<b>Total Votes Cast</b>	<b>348</b>	<b>83.65%</b>	<div style="width: 83.65%;"></div>
Overvotes	0	0.00%	<div style="width: 0.00%;"></div>
Undervotes	68	16.35%	<div style="width: 16.35%;"></div>
Contest Totals	416	100.00%	<div style="width: 100.00%;"></div>

### REP PRECINCT COMMITTEEMAN 1-2

Vote For 2

	TOTAL	VOTE %	
TOM FARNSWORTH	318	38.22%	<div style="width: 38.22%;"></div>
TOM WING	171	20.55%	<div style="width: 20.55%;"></div>
Write-In Totals	2	0.24%	<div style="width: 0.24%;"></div>
<b>Total Votes Cast</b>	<b>491</b>	<b>59.01%</b>	<div style="width: 59.01%;"></div>
Overvotes	0	0.00%	<div style="width: 0.00%;"></div>
Undervotes	341	40.99%	<div style="width: 40.99%;"></div>
Contest Totals	832	100.00%	<div style="width: 100.00%;"></div>

### REP PRECINCT COMMITTEEWOMAN 1-2

Vote For 2

	TOTAL	VOTE %	
KARI DROST	118	14.18%	<div style="width: 14.18%;"></div>
JAMIE FARNSWORTH	247	29.69%	<div style="width: 29.69%;"></div>
SUSAN LOVE	163	19.59%	<div style="width: 19.59%;"></div>
SANDRA DEE MARTIN	75	9.01%	<div style="width: 9.01%;"></div>
Write-In Totals	3	0.36%	<div style="width: 0.36%;"></div>
<b>Total Votes Cast</b>	<b>606</b>	<b>72.84%</b>	<div style="width: 72.84%;"></div>
Overvotes	0	0.00%	<div style="width: 0.00%;"></div>
Undervotes	226	27.16%	<div style="width: 27.16%;"></div>
Contest Totals	832	100.00%	<div style="width: 100.00%;"></div>

### DEM UNITED STATES REPRESENTATIVE

Vote For 1

	TOTAL	VOTE %	
LYNNETTE GREYBULL	6	85.71%	<div style="width: 85.71%;"></div>
STEVE HELLING	0	0.00%	<div style="width: 0.00%;"></div>
MEGHAN R. JENSEN	0	0.00%	<div style="width: 0.00%;"></div>
Write-In Totals	0	0.00%	<div style="width: 0.00%;"></div>
<b>Total Votes Cast</b>	<b>6</b>	<b>85.71%</b>	<div style="width: 85.71%;"></div>
Overvotes	1	14.29%	<div style="width: 14.29%;"></div>
Undervotes	0	0.00%	<div style="width: 0.00%;"></div>
Contest Totals	7	100.00%	<div style="width: 100.00%;"></div>

## 1-2 NEWCASTLE OUTSIDE

### DEM GOVERNOR

Vote For 1

	TOTAL	VOTE %	
THERESA A. LIVINGSTON	7	100.00%	<div style="width: 100%;"></div>
REX WILDE	0	0.00%	<div style="width: 0%;"></div>
Write-In Totals	0	0.00%	<div style="width: 0%;"></div>
<b>Total Votes Cast</b>	<b>7</b>	<b>100.00%</b>	<div style="width: 100%;"></div>
Overvotes	0	0.00%	<div style="width: 0%;"></div>
Undervotes	0	0.00%	<div style="width: 0%;"></div>
Contest Totals	7	100.00%	<div style="width: 100%;"></div>

### DEM SECRETARY OF STATE

Vote For 1

	TOTAL	VOTE %	
Write-In Totals	0	0.00%	<div style="width: 0%;"></div>
<b>Total Votes Cast</b>	<b>0</b>	<b>0.00%</b>	<div style="width: 0%;"></div>
Overvotes	0	0.00%	<div style="width: 0%;"></div>
Undervotes	7	100.00%	<div style="width: 100%;"></div>
Contest Totals	7	100.00%	<div style="width: 100%;"></div>

### DEM STATE AUDITOR

Vote For 1

	TOTAL	VOTE %	
Write-In Totals	0	0.00%	<div style="width: 0%;"></div>
<b>Total Votes Cast</b>	<b>0</b>	<b>0.00%</b>	<div style="width: 0%;"></div>
Overvotes	0	0.00%	<div style="width: 0%;"></div>
Undervotes	7	100.00%	<div style="width: 100%;"></div>
Contest Totals	7	100.00%	<div style="width: 100%;"></div>

### DEM STATE TREASURER

Vote For 1

	TOTAL	VOTE %	
Write-In Totals	0	0.00%	<div style="width: 0%;"></div>
<b>Total Votes Cast</b>	<b>0</b>	<b>0.00%</b>	<div style="width: 0%;"></div>
Overvotes	0	0.00%	<div style="width: 0%;"></div>
Undervotes	7	100.00%	<div style="width: 100%;"></div>
Contest Totals	7	100.00%	<div style="width: 100%;"></div>

### DEM SUPERINTENDENT OF PUBLIC INSTRUCTION

Vote For 1

	TOTAL	VOTE %	
SERGIO A. MALDONADO, SR.	6	85.71%	<div style="width: 85.71%;"></div>
Write-In Totals	0	0.00%	<div style="width: 0%;"></div>
<b>Total Votes Cast</b>	<b>6</b>	<b>85.71%</b>	<div style="width: 85.71%;"></div>
Overvotes	0	0.00%	<div style="width: 0%;"></div>
Undervotes	1	14.29%	<div style="width: 14.29%;"></div>
Contest Totals	7	100.00%	<div style="width: 100%;"></div>

## 1-2 NEWCASTLE OUTSIDE

### DEM STATE SENATOR DIST 1

Vote For 1

	TOTAL	VOTE %	
Write-In Totals	0	0.00%	<div style="width: 0%;"></div>
<b>Total Votes Cast</b>	<b>0</b>	<b>0.00%</b>	<div style="width: 0%;"></div>
Overvotes	0	0.00%	<div style="width: 0%;"></div>
Undervotes	7	100.00%	<div style="width: 100%;"></div>
Contest Totals	7	100.00%	<div style="width: 100%;"></div>

### DEM STATE REPRESENTATIVE DIST 1

Vote For 1

	TOTAL	VOTE %	
Write-In Totals	0	0.00%	<div style="width: 0%;"></div>
<b>Total Votes Cast</b>	<b>0</b>	<b>0.00%</b>	<div style="width: 0%;"></div>
Overvotes	0	0.00%	<div style="width: 0%;"></div>
Undervotes	7	100.00%	<div style="width: 100%;"></div>
Contest Totals	7	100.00%	<div style="width: 100%;"></div>

### DEM COUNTY COMMISSIONER

Vote For 3

	TOTAL	VOTE %	
Write-In Totals	0	0.00%	<div style="width: 0%;"></div>
<b>Total Votes Cast</b>	<b>0</b>	<b>0.00%</b>	<div style="width: 0%;"></div>
Overvotes	0	0.00%	<div style="width: 0%;"></div>
Undervotes	21	100.00%	<div style="width: 100%;"></div>
Contest Totals	21	100.00%	<div style="width: 100%;"></div>

### DEM COUNTY CORONER

Vote For 1

	TOTAL	VOTE %	
Write-In Totals	0	0.00%	<div style="width: 0%;"></div>
<b>Total Votes Cast</b>	<b>0</b>	<b>0.00%</b>	<div style="width: 0%;"></div>
Overvotes	0	0.00%	<div style="width: 0%;"></div>
Undervotes	7	100.00%	<div style="width: 100%;"></div>
Contest Totals	7	100.00%	<div style="width: 100%;"></div>

### DEM COUNTY ATTORNEY

Vote For 1

	TOTAL	VOTE %	
Write-In Totals	0	0.00%	<div style="width: 0%;"></div>
<b>Total Votes Cast</b>	<b>0</b>	<b>0.00%</b>	<div style="width: 0%;"></div>
Overvotes	0	0.00%	<div style="width: 0%;"></div>
Undervotes	7	100.00%	<div style="width: 100%;"></div>
Contest Totals	7	100.00%	<div style="width: 100%;"></div>



## 1-2 NEWCASTLE OUTSIDE

### DEM COUNTY SHERIFF

Vote For 1

	TOTAL	VOTE %	
Write-In Totals	2	28.57%	<div style="width: 28.57%;"></div>
<b>Total Votes Cast</b>	<b>2</b>	<b>28.57%</b>	<div style="width: 28.57%;"></div>
Overvotes	0	0.00%	<div style="width: 0%;"></div>
Undervotes	5	71.43%	<div style="width: 71.43%;"></div>
Contest Totals	7	100.00%	<div style="width: 100%;"></div>

### DEM COUNTY CLERK

Vote For 1

	TOTAL	VOTE %	
Write-In Totals	0	0.00%	<div style="width: 0%;"></div>
<b>Total Votes Cast</b>	<b>0</b>	<b>0.00%</b>	<div style="width: 0%;"></div>
Overvotes	0	0.00%	<div style="width: 0%;"></div>
Undervotes	7	100.00%	<div style="width: 100%;"></div>
Contest Totals	7	100.00%	<div style="width: 100%;"></div>

### DEM COUNTY TREASURER

Vote For 1

	TOTAL	VOTE %	
Write-In Totals	0	0.00%	<div style="width: 0%;"></div>
<b>Total Votes Cast</b>	<b>0</b>	<b>0.00%</b>	<div style="width: 0%;"></div>
Overvotes	0	0.00%	<div style="width: 0%;"></div>
Undervotes	7	100.00%	<div style="width: 100%;"></div>
Contest Totals	7	100.00%	<div style="width: 100%;"></div>

### DEM COUNTY ASSESSOR

Vote For 1

	TOTAL	VOTE %	
Write-In Totals	0	0.00%	<div style="width: 0%;"></div>
<b>Total Votes Cast</b>	<b>0</b>	<b>0.00%</b>	<div style="width: 0%;"></div>
Overvotes	0	0.00%	<div style="width: 0%;"></div>
Undervotes	7	100.00%	<div style="width: 100%;"></div>
Contest Totals	7	100.00%	<div style="width: 100%;"></div>

### DEM CLERK OF THE DISTRICT COURT

Vote For 1

	TOTAL	VOTE %	
Write-In Totals	0	0.00%	<div style="width: 0%;"></div>
<b>Total Votes Cast</b>	<b>0</b>	<b>0.00%</b>	<div style="width: 0%;"></div>
Overvotes	0	0.00%	<div style="width: 0%;"></div>
Undervotes	7	100.00%	<div style="width: 100%;"></div>
Contest Totals	7	100.00%	<div style="width: 100%;"></div>

## 1-2 NEWCASTLE OUTSIDE

---

### DEM PRECINCT COMMITTEEMAN 1-2

Vote For 1

	TOTAL	VOTE %	
Write-In Totals	0	0.00%	<div style="width: 0%;"></div>
<b>Total Votes Cast</b>	<b>0</b>	<b>0.00%</b>	<div style="width: 0%;"></div>
Overvotes	0	0.00%	<div style="width: 0%;"></div>
Undervotes	7	100.00%	<div style="width: 100%;"></div>
Contest Totals	7	100.00%	<div style="width: 100%;"></div>

### DEM PRECINCT COMMITTEEWOMAN 1-2

Vote For 1

	TOTAL	VOTE %	
Write-In Totals	0	0.00%	<div style="width: 0%;"></div>
<b>Total Votes Cast</b>	<b>0</b>	<b>0.00%</b>	<div style="width: 0%;"></div>
Overvotes	0	0.00%	<div style="width: 0%;"></div>
Undervotes	7	100.00%	<div style="width: 100%;"></div>
Contest Totals	7	100.00%	<div style="width: 100%;"></div>

## 2-1 OSAGE AREA

### Statistics

	TOTAL
Ballots Cast - Total	131
Ballots Cast - REPUBLICAN	131
Ballots Cast - DEMOCRATIC	0
Ballots Cast - NONPARTISAN	0
Ballots Cast - Blank	0

### REP UNITED STATES REPRESENTATIVE

Vote For 1

	TOTAL	VOTE %
ROBYN M. BELINSKEY	7	5.34%
ANTHONY BOUCHARD	6	4.58%
LIZ CHENEY	6	4.58%
HARRIET HAGEMAN	112	85.50%
DENTON KNAPP	0	0.00%
Write-In Totals	0	0.00%
<b>Total Votes Cast</b>	<b>131</b>	<b>100.00%</b>
Overvotes	0	0.00%
Undervotes	0	0.00%
Contest Totals	131	100.00%

### REP GOVERNOR

Vote For 1

	TOTAL	VOTE %
BRENT BIEN	74	56.49%
MARK GORDON	44	33.59%
JAMES SCOTT QUICK	3	2.29%
REX RAMMELL	9	6.87%
Write-In Totals	0	0.00%
<b>Total Votes Cast</b>	<b>130</b>	<b>99.24%</b>
Overvotes	0	0.00%
Undervotes	1	0.76%
Contest Totals	131	100.00%

### REP SECRETARY OF STATE

Vote For 1

	TOTAL	VOTE %
MARK ARMSTRONG	8	6.11%
DAN DOCKSTADER	2	1.53%
CHUCK GRAY	94	71.76%
TARA NETHERCOTT	23	17.56%
Write-In Totals	0	0.00%
<b>Total Votes Cast</b>	<b>127</b>	<b>96.95%</b>
Overvotes	0	0.00%
Undervotes	4	3.05%
Contest Totals	131	100.00%

## 2-1 OSAGE AREA

### REP STATE AUDITOR

Vote For 1

	TOTAL	VOTE %	
KRISTI RACINES	108	82.44%	<div style="width: 82.44%; background-color: #f0e68c;"></div>
Write-In Totals	0	0.00%	<div style="width: 0%; background-color: #f0e68c;"></div>
<b>Total Votes Cast</b>	<b>108</b>	<b>82.44%</b>	<div style="width: 82.44%; background-color: #f0e68c;"></div>
Overvotes	0	0.00%	<div style="width: 0%; background-color: #f0e68c;"></div>
Undervotes	23	17.56%	<div style="width: 17.56%; background-color: #f0e68c;"></div>
Contest Totals	131	100.00%	<div style="width: 100%; background-color: #f0e68c;"></div>

### REP STATE TREASURER

Vote For 1

	TOTAL	VOTE %	
BILL GALLOP	25	19.08%	<div style="width: 19.08%; background-color: #f0e68c;"></div>
CURT MEIER	93	70.99%	<div style="width: 70.99%; background-color: #f0e68c;"></div>
Write-In Totals	1	0.76%	<div style="width: 0.76%; background-color: #f0e68c;"></div>
<b>Total Votes Cast</b>	<b>119</b>	<b>90.84%</b>	<div style="width: 90.84%; background-color: #f0e68c;"></div>
Overvotes	0	0.00%	<div style="width: 0%; background-color: #f0e68c;"></div>
Undervotes	12	9.16%	<div style="width: 9.16%; background-color: #f0e68c;"></div>
Contest Totals	131	100.00%	<div style="width: 100%; background-color: #f0e68c;"></div>

### REP SUPERINTENDENT OF PUBLIC INSTRUCTION

Vote For 1

	TOTAL	VOTE %	
MEGAN DEGENFELDER	27	20.61%	<div style="width: 20.61%; background-color: #f0e68c;"></div>
THOMAS KELLY	9	6.87%	<div style="width: 6.87%; background-color: #f0e68c;"></div>
BRIAN SCHROEDER	64	48.86%	<div style="width: 48.86%; background-color: #f0e68c;"></div>
ROBERT J. WHITE III	6	4.58%	<div style="width: 4.58%; background-color: #f0e68c;"></div>
JENNIFER ZERBA	15	11.45%	<div style="width: 11.45%; background-color: #f0e68c;"></div>
Write-In Totals	0	0.00%	<div style="width: 0%; background-color: #f0e68c;"></div>
<b>Total Votes Cast</b>	<b>121</b>	<b>92.37%</b>	<div style="width: 92.37%; background-color: #f0e68c;"></div>
Overvotes	1	0.76%	<div style="width: 0.76%; background-color: #f0e68c;"></div>
Undervotes	9	6.87%	<div style="width: 6.87%; background-color: #f0e68c;"></div>
Contest Totals	131	100.00%	<div style="width: 100%; background-color: #f0e68c;"></div>

### REP STATE SENATOR DIST 1

Vote For 1

	TOTAL	VOTE %	
ROGER CONNETT	61	46.56%	<div style="width: 46.56%; background-color: #f0e68c;"></div>
OGDEN DRISKILL	40	30.53%	<div style="width: 30.53%; background-color: #f0e68c;"></div>
BILL FORTNER	24	18.32%	<div style="width: 18.32%; background-color: #f0e68c;"></div>
Write-In Totals	0	0.00%	<div style="width: 0%; background-color: #f0e68c;"></div>
<b>Total Votes Cast</b>	<b>125</b>	<b>95.42%</b>	<div style="width: 95.42%; background-color: #f0e68c;"></div>
Overvotes	0	0.00%	<div style="width: 0%; background-color: #f0e68c;"></div>
Undervotes	6	4.58%	<div style="width: 4.58%; background-color: #f0e68c;"></div>
Contest Totals	131	100.00%	<div style="width: 100%; background-color: #f0e68c;"></div>

## 2-1 OSAGE AREA

### REP STATE REPRESENTATIVE DIST 1

Vote For 1

	TOTAL	VOTE %	
CHIP NEIMAN	109	83.21%	<div style="width: 83.21%; background-color: #ffc107;"></div>
Write-In Totals	2	1.53%	<div style="width: 1.53%; background-color: #ffc107;"></div>
<b>Total Votes Cast</b>	<b>111</b>	<b>84.73%</b>	<div style="width: 84.73%; background-color: #ffc107;"></div>
Overvotes	0	0.00%	<div style="width: 0%; background-color: #ffc107;"></div>
Undervotes	20	15.27%	<div style="width: 15.27%; background-color: #ffc107;"></div>
Contest Totals	131	100.00%	<div style="width: 100%; background-color: #ffc107;"></div>

### REP COUNTY COMMISSIONER

Vote For 3

	TOTAL	VOTE %	
GARRETT BORTON	65	16.54%	<div style="width: 16.54%; background-color: #ffc107;"></div>
SHANE CRAWFORD	18	4.58%	<div style="width: 4.58%; background-color: #ffc107;"></div>
VERA HUBER	50	12.72%	<div style="width: 12.72%; background-color: #ffc107;"></div>
JUSTIN LIGGETT	40	10.18%	<div style="width: 10.18%; background-color: #ffc107;"></div>
HENRY NESSUL	11	2.80%	<div style="width: 2.80%; background-color: #ffc107;"></div>
ED QUINONES	47	11.96%	<div style="width: 11.96%; background-color: #ffc107;"></div>
CHAD SEARS	51	12.98%	<div style="width: 12.98%; background-color: #ffc107;"></div>
NATHAN TODD	41	10.43%	<div style="width: 10.43%; background-color: #ffc107;"></div>
Write-In Totals	7	1.78%	<div style="width: 1.78%; background-color: #ffc107;"></div>
<b>Total Votes Cast</b>	<b>330</b>	<b>83.97%</b>	<div style="width: 83.97%; background-color: #ffc107;"></div>
Overvotes	3	0.76%	<div style="width: 0.76%; background-color: #ffc107;"></div>
Undervotes	60	15.27%	<div style="width: 15.27%; background-color: #ffc107;"></div>
Contest Totals	393	100.00%	<div style="width: 100%; background-color: #ffc107;"></div>

### REP COUNTY CORONER

Vote For 1

	TOTAL	VOTE %	
SCOTT E. BEACHLER	115	87.79%	<div style="width: 87.79%; background-color: #ffc107;"></div>
Write-In Totals	1	0.76%	<div style="width: 0.76%; background-color: #ffc107;"></div>
<b>Total Votes Cast</b>	<b>116</b>	<b>88.55%</b>	<div style="width: 88.55%; background-color: #ffc107;"></div>
Overvotes	0	0.00%	<div style="width: 0%; background-color: #ffc107;"></div>
Undervotes	15	11.45%	<div style="width: 11.45%; background-color: #ffc107;"></div>
Contest Totals	131	100.00%	<div style="width: 100%; background-color: #ffc107;"></div>

### REP COUNTY ATTORNEY

Vote For 1

	TOTAL	VOTE %	
MICHAEL W. STULKEN	98	74.81%	<div style="width: 74.81%; background-color: #ffc107;"></div>
Write-In Totals	3	2.29%	<div style="width: 2.29%; background-color: #ffc107;"></div>
<b>Total Votes Cast</b>	<b>101</b>	<b>77.10%</b>	<div style="width: 77.10%; background-color: #ffc107;"></div>
Overvotes	0	0.00%	<div style="width: 0%; background-color: #ffc107;"></div>
Undervotes	30	22.90%	<div style="width: 22.90%; background-color: #ffc107;"></div>
Contest Totals	131	100.00%	<div style="width: 100%; background-color: #ffc107;"></div>

## 2-1 OSAGE AREA

### REP COUNTY SHERIFF

Vote For 1

	TOTAL	VOTE %	
SUSAN BRIDGE	40	30.53%	<div style="width: 30.53%;"></div>
BRYAN E. COLVARD	82	62.60%	<div style="width: 62.60%;"></div>
RICHARD HILLHOUSE	6	4.58%	<div style="width: 4.58%;"></div>
Write-In Totals	0	0.00%	
<b>Total Votes Cast</b>	<b>128</b>	<b>97.71%</b>	
Overvotes	0	0.00%	
Undervotes	3	2.29%	
Contest Totals	131	100.00%	

### REP COUNTY CLERK

Vote For 1

	TOTAL	VOTE %	
TRICIA BAUMANN	64	48.86%	<div style="width: 48.86%;"></div>
BECKY HADLOCK	59	45.04%	<div style="width: 45.04%;"></div>
Write-In Totals	0	0.00%	
<b>Total Votes Cast</b>	<b>123</b>	<b>93.89%</b>	
Overvotes	0	0.00%	
Undervotes	8	6.11%	
Contest Totals	131	100.00%	

### REP COUNTY TREASURER

Vote For 1

	TOTAL	VOTE %	
SUSAN OVERMAN	110	83.97%	<div style="width: 83.97%;"></div>
Write-In Totals	2	1.53%	<div style="width: 1.53%;"></div>
<b>Total Votes Cast</b>	<b>112</b>	<b>85.50%</b>	
Overvotes	0	0.00%	
Undervotes	19	14.50%	
Contest Totals	131	100.00%	

### REP COUNTY ASSESSOR

Vote For 1

	TOTAL	VOTE %	
KARA LENARDSON	112	85.50%	<div style="width: 85.50%;"></div>
Write-In Totals	0	0.00%	
<b>Total Votes Cast</b>	<b>112</b>	<b>85.50%</b>	
Overvotes	0	0.00%	
Undervotes	19	14.50%	
Contest Totals	131	100.00%	

## 2-1 OSAGE AREA

### REP CLERK OF THE DISTRICT COURT

Vote For 1

	TOTAL	VOTE %	
TINA COTE	106	80.92%	<div style="width: 80.92%; background-color: #f0e68c;"></div>
Write-In Totals	0	0.00%	<div style="width: 0%; background-color: #f0e68c;"></div>
<b>Total Votes Cast</b>	<b>106</b>	<b>80.92%</b>	<div style="width: 80.92%; background-color: #f0e68c;"></div>
Overvotes	0	0.00%	<div style="width: 0%; background-color: #f0e68c;"></div>
Undervotes	25	19.08%	<div style="width: 19.08%; background-color: #f0e68c;"></div>
Contest Totals	131	100.00%	<div style="width: 100%; background-color: #f0e68c;"></div>

### REP PRECINCT COMMITTEEMAN 2-1

Vote For 1

	TOTAL	VOTE %	
DAN FOUCH	98	74.81%	<div style="width: 74.81%; background-color: #f0e68c;"></div>
Write-In Totals	4	3.05%	<div style="width: 3.05%; background-color: #f0e68c;"></div>
<b>Total Votes Cast</b>	<b>102</b>	<b>77.86%</b>	<div style="width: 77.86%; background-color: #f0e68c;"></div>
Overvotes	0	0.00%	<div style="width: 0%; background-color: #f0e68c;"></div>
Undervotes	29	22.14%	<div style="width: 22.14%; background-color: #f0e68c;"></div>
Contest Totals	131	100.00%	<div style="width: 100%; background-color: #f0e68c;"></div>

### REP PRECINCT COMMITTEEWOMAN 2-1

Vote For 1

	TOTAL	VOTE %	
IRMA FOUCH	98	74.81%	<div style="width: 74.81%; background-color: #f0e68c;"></div>
Write-In Totals	3	2.29%	<div style="width: 2.29%; background-color: #f0e68c;"></div>
<b>Total Votes Cast</b>	<b>101</b>	<b>77.10%</b>	<div style="width: 77.10%; background-color: #f0e68c;"></div>
Overvotes	0	0.00%	<div style="width: 0%; background-color: #f0e68c;"></div>
Undervotes	30	22.90%	<div style="width: 22.90%; background-color: #f0e68c;"></div>
Contest Totals	131	100.00%	<div style="width: 100%; background-color: #f0e68c;"></div>

### DEM UNITED STATES REPRESENTATIVE

Vote For 1

	TOTAL	VOTE %	
LYNNETTE GREYBULL	0		
STEVE HELLING	0		
MEGHAN R. JENSEN	0		
Write-In Totals	0		
<b>Total Votes Cast</b>	<b>0</b>		
Overvotes	0		
Undervotes	0		
Contest Totals	0		

## 2-1 OSAGE AREA

---

### DEM GOVERNOR

Vote For 1

	TOTAL	VOTE %
THERESA A. LIVINGSTON	0	
REX WILDE	0	
Write-In Totals	0	
<b>Total Votes Cast</b>	<b>0</b>	
Overvotes	0	
Undervotes	0	
Contest Totals	0	

### DEM SECRETARY OF STATE

Vote For 1

	TOTAL	VOTE %
Write-In Totals	0	
<b>Total Votes Cast</b>	<b>0</b>	
Overvotes	0	
Undervotes	0	
Contest Totals	0	

### DEM STATE AUDITOR

Vote For 1

	TOTAL	VOTE %
Write-In Totals	0	
<b>Total Votes Cast</b>	<b>0</b>	
Overvotes	0	
Undervotes	0	
Contest Totals	0	

### DEM STATE TREASURER

Vote For 1

	TOTAL	VOTE %
Write-In Totals	0	
<b>Total Votes Cast</b>	<b>0</b>	
Overvotes	0	
Undervotes	0	
Contest Totals	0	

### DEM SUPERINTENDENT OF PUBLIC INSTRUCTION

Vote For 1

	TOTAL	VOTE %
SERGIO A. MALDONADO, SR.	0	
Write-In Totals	0	
<b>Total Votes Cast</b>	<b>0</b>	
Overvotes	0	
Undervotes	0	
Contest Totals	0	



## 2-1 OSAGE AREA

---

### DEM STATE SENATOR DIST 1

Vote For 1

	TOTAL	VOTE %
Write-In Totals	0	
<b>Total Votes Cast</b>	<b>0</b>	
Overvotes	0	
Undervotes	0	
Contest Totals	0	

### DEM STATE REPRESENTATIVE DIST 1

Vote For 1

	TOTAL	VOTE %
Write-In Totals	0	
<b>Total Votes Cast</b>	<b>0</b>	
Overvotes	0	
Undervotes	0	
Contest Totals	0	

### DEM COUNTY COMMISSIONER

Vote For 3

	TOTAL	VOTE %
Write-In Totals	0	
<b>Total Votes Cast</b>	<b>0</b>	
Overvotes	0	
Undervotes	0	
Contest Totals	0	

### DEM COUNTY CORONER

Vote For 1

	TOTAL	VOTE %
Write-In Totals	0	
<b>Total Votes Cast</b>	<b>0</b>	
Overvotes	0	
Undervotes	0	
Contest Totals	0	

### DEM COUNTY ATTORNEY

Vote For 1

	TOTAL	VOTE %
Write-In Totals	0	
<b>Total Votes Cast</b>	<b>0</b>	
Overvotes	0	
Undervotes	0	
Contest Totals	0	

## 2-1 OSAGE AREA

---

### DEM COUNTY SHERIFF

Vote For 1

	TOTAL	VOTE %
Write-In Totals	0	
<b>Total Votes Cast</b>	<b>0</b>	
Overvotes	0	
Undervotes	0	
Contest Totals	0	

### DEM COUNTY CLERK

Vote For 1

	TOTAL	VOTE %
Write-In Totals	0	
<b>Total Votes Cast</b>	<b>0</b>	
Overvotes	0	
Undervotes	0	
Contest Totals	0	

### DEM COUNTY TREASURER

Vote For 1

	TOTAL	VOTE %
Write-In Totals	0	
<b>Total Votes Cast</b>	<b>0</b>	
Overvotes	0	
Undervotes	0	
Contest Totals	0	

### DEM COUNTY ASSESSOR

Vote For 1

	TOTAL	VOTE %
Write-In Totals	0	
<b>Total Votes Cast</b>	<b>0</b>	
Overvotes	0	
Undervotes	0	
Contest Totals	0	

### DEM CLERK OF THE DISTRICT COURT

Vote For 1

	TOTAL	VOTE %
Write-In Totals	0	
<b>Total Votes Cast</b>	<b>0</b>	
Overvotes	0	
Undervotes	0	
Contest Totals	0	

## 2-1 OSAGE AREA

---

### DEM PRECINCT COMMITTEEMAN 2-1

Vote For 1

	TOTAL	VOTE %
Write-In Totals	0	
<b>Total Votes Cast</b>	<b>0</b>	
Overvotes	0	
Undervotes	0	
Contest Totals	0	

### DEM PRECINCT COMMITTEEWOMAN 2-1

Vote For 1

	TOTAL	VOTE %
Write-In Totals	0	
<b>Total Votes Cast</b>	<b>0</b>	
Overvotes	0	
Undervotes	0	
Contest Totals	0	

### 3-1 UPTON OUTSIDE

Statistics	TOTAL
Ballots Cast - Total	227
Ballots Cast - REPUBLICAN	226
Ballots Cast - DEMOCRATIC	1
Ballots Cast - NONPARTISAN	0
Ballots Cast - Blank	0

#### REP UNITED STATES REPRESENTATIVE

Vote For 1

	TOTAL	VOTE %	
ROBYN M. BELINSKEY	2	0.88%	<div style="width: 0.88%;"></div>
ANTHONY BOUCHARD	8	3.54%	<div style="width: 3.54%;"></div>
LIZ CHENEY	12	5.31%	<div style="width: 5.31%;"></div>
HARRIET HAGEMAN	199	88.05%	<div style="width: 88.05%;"></div>
DENTON KNAPP	5	2.21%	<div style="width: 2.21%;"></div>
Write-In Totals	0	0.00%	<div style="width: 0.00%;"></div>
<b>Total Votes Cast</b>	<b>226</b>	<b>100.00%</b>	<div style="width: 100.00%;"></div>
Overvotes	0	0.00%	<div style="width: 0.00%;"></div>
Undervotes	0	0.00%	<div style="width: 0.00%;"></div>
Contest Totals	226	100.00%	<div style="width: 100.00%;"></div>

#### REP GOVERNOR

Vote For 1

	TOTAL	VOTE %	
BRENT BIEN	121	53.54%	<div style="width: 53.54%;"></div>
MARK GORDON	78	34.51%	<div style="width: 34.51%;"></div>
JAMES SCOTT QUICK	7	3.10%	<div style="width: 3.10%;"></div>
REX RAMMELL	16	7.08%	<div style="width: 7.08%;"></div>
Write-In Totals	0	0.00%	<div style="width: 0.00%;"></div>
<b>Total Votes Cast</b>	<b>222</b>	<b>98.23%</b>	<div style="width: 98.23%;"></div>
Overvotes	0	0.00%	<div style="width: 0.00%;"></div>
Undervotes	4	1.77%	<div style="width: 1.77%;"></div>
Contest Totals	226	100.00%	<div style="width: 100.00%;"></div>

#### REP SECRETARY OF STATE

Vote For 1

	TOTAL	VOTE %	
MARK ARMSTRONG	22	9.73%	<div style="width: 9.73%;"></div>
DAN DOCKSTADER	4	1.77%	<div style="width: 1.77%;"></div>
CHUCK GRAY	123	54.42%	<div style="width: 54.42%;"></div>
TARA NETHERCOTT	54	23.89%	<div style="width: 23.89%;"></div>
Write-In Totals	0	0.00%	<div style="width: 0.00%;"></div>
<b>Total Votes Cast</b>	<b>203</b>	<b>89.82%</b>	<div style="width: 89.82%;"></div>
Overvotes	0	0.00%	<div style="width: 0.00%;"></div>
Undervotes	23	10.18%	<div style="width: 10.18%;"></div>
Contest Totals	226	100.00%	<div style="width: 100.00%;"></div>

### 3-1 UPTON OUTSIDE

#### REP STATE AUDITOR

Vote For 1

	TOTAL	VOTE %	
KRISTI RACINES	181	80.09%	<div style="width: 80.09%; background-color: #f1c40f;"></div>
Write-In Totals	0	0.00%	<div style="width: 0%; background-color: #f1c40f;"></div>
<b>Total Votes Cast</b>	<b>181</b>	<b>80.09%</b>	<div style="width: 80.09%; background-color: #f1c40f;"></div>
Overvotes	0	0.00%	<div style="width: 0%; background-color: #f1c40f;"></div>
Undervotes	45	19.91%	<div style="width: 19.91%; background-color: #95a5a6;"></div>
Contest Totals	226	100.00%	<div style="width: 100%; background-color: #f1c40f;"></div>

#### REP STATE TREASURER

Vote For 1

	TOTAL	VOTE %	
BILL GALLOP	48	21.24%	<div style="width: 21.24%; background-color: #f1c40f;"></div>
CURT MEIER	133	58.85%	<div style="width: 58.85%; background-color: #f1c40f;"></div>
Write-In Totals	0	0.00%	<div style="width: 0%; background-color: #f1c40f;"></div>
<b>Total Votes Cast</b>	<b>181</b>	<b>80.09%</b>	<div style="width: 80.09%; background-color: #f1c40f;"></div>
Overvotes	0	0.00%	<div style="width: 0%; background-color: #f1c40f;"></div>
Undervotes	45	19.91%	<div style="width: 19.91%; background-color: #95a5a6;"></div>
Contest Totals	226	100.00%	<div style="width: 100%; background-color: #f1c40f;"></div>

#### REP SUPERINTENDENT OF PUBLIC INSTRUCTION

Vote For 1

	TOTAL	VOTE %	
MEGAN DEGENFELDER	48	21.24%	<div style="width: 21.24%; background-color: #f1c40f;"></div>
THOMAS KELLY	25	11.06%	<div style="width: 11.06%; background-color: #f1c40f;"></div>
BRIAN SCHROEDER	87	38.50%	<div style="width: 38.50%; background-color: #f1c40f;"></div>
ROBERT J. WHITE III	7	3.10%	<div style="width: 3.10%; background-color: #f1c40f;"></div>
JENNIFER ZERBA	14	6.19%	<div style="width: 6.19%; background-color: #f1c40f;"></div>
Write-In Totals	0	0.00%	<div style="width: 0%; background-color: #f1c40f;"></div>
<b>Total Votes Cast</b>	<b>181</b>	<b>80.09%</b>	<div style="width: 80.09%; background-color: #f1c40f;"></div>
Overvotes	0	0.00%	<div style="width: 0%; background-color: #f1c40f;"></div>
Undervotes	45	19.91%	<div style="width: 19.91%; background-color: #95a5a6;"></div>
Contest Totals	226	100.00%	<div style="width: 100%; background-color: #f1c40f;"></div>

#### REP STATE SENATOR DIST 1

Vote For 1

	TOTAL	VOTE %	
ROGER CONNETT	61	26.99%	<div style="width: 26.99%; background-color: #f1c40f;"></div>
OGDEN DRISKILL	94	41.59%	<div style="width: 41.59%; background-color: #f1c40f;"></div>
BILL FORTNER	57	25.22%	<div style="width: 25.22%; background-color: #f1c40f;"></div>
Write-In Totals	0	0.00%	<div style="width: 0%; background-color: #f1c40f;"></div>
<b>Total Votes Cast</b>	<b>212</b>	<b>93.81%</b>	<div style="width: 93.81%; background-color: #f1c40f;"></div>
Overvotes	0	0.00%	<div style="width: 0%; background-color: #f1c40f;"></div>
Undervotes	14	6.19%	<div style="width: 6.19%; background-color: #95a5a6;"></div>
Contest Totals	226	100.00%	<div style="width: 100%; background-color: #f1c40f;"></div>

### 3-1 UPTON OUTSIDE

#### REP STATE REPRESENTATIVE DIST 1

Vote For 1

	TOTAL	VOTE %	
CHIP NEIMAN	190	84.07%	
Write-In Totals	3	1.33%	
<b>Total Votes Cast</b>	<b>193</b>	<b>85.40%</b>	
Overvotes	0	0.00%	
Undervotes	33	14.60%	
Contest Totals	226	100.00%	

#### REP COUNTY COMMISSIONER

Vote For 3

	TOTAL	VOTE %	
GARRETT BORTON	47	6.93%	
SHANE CRAWFORD	20	2.95%	
VERA HUBER	84	12.39%	
JUSTIN LIGGETT	58	8.55%	
HENRY NESSUL	14	2.06%	
ED QUINONES	43	6.34%	
CHAD SEARS	55	8.11%	
NATHAN TODD	141	20.80%	
Write-In Totals	3	0.44%	
<b>Total Votes Cast</b>	<b>465</b>	<b>68.58%</b>	
Overvotes	3	0.44%	
Undervotes	210	30.97%	
Contest Totals	678	100.00%	

#### REP COUNTY CORONER

Vote For 1

	TOTAL	VOTE %	
SCOTT E. BEACHLER	185	81.86%	
Write-In Totals	1	0.44%	
<b>Total Votes Cast</b>	<b>186</b>	<b>82.30%</b>	
Overvotes	0	0.00%	
Undervotes	40	17.70%	
Contest Totals	226	100.00%	

#### REP COUNTY ATTORNEY

Vote For 1

	TOTAL	VOTE %	
MICHAEL W. STULKEN	149	65.93%	
Write-In Totals	8	3.54%	
<b>Total Votes Cast</b>	<b>157</b>	<b>69.47%</b>	
Overvotes	0	0.00%	
Undervotes	69	30.53%	
Contest Totals	226	100.00%	

### 3-1 UPTON OUTSIDE

#### REP COUNTY SHERIFF

Vote For 1

	TOTAL	VOTE %	
SUSAN BRIDGE	130	57.52%	<div style="width: 57.52%;"></div>
BRYAN E. COLVARD	80	35.40%	<div style="width: 35.40%;"></div>
RICHARD HILLHOUSE	11	4.87%	<div style="width: 4.87%;"></div>
Write-In Totals	0	0.00%	
<b>Total Votes Cast</b>	<b>221</b>	<b>97.79%</b>	
Overvotes	0	0.00%	
Undervotes	5	2.21%	
Contest Totals	226	100.00%	

#### REP COUNTY CLERK

Vote For 1

	TOTAL	VOTE %	
TRICIA BAUMANN	66	29.20%	<div style="width: 29.20%;"></div>
BECKY HADLOCK	142	62.83%	<div style="width: 62.83%;"></div>
Write-In Totals	1	0.44%	<div style="width: 0.44%;"></div>
<b>Total Votes Cast</b>	<b>209</b>	<b>92.48%</b>	
Overvotes	0	0.00%	
Undervotes	17	7.52%	
Contest Totals	226	100.00%	

#### REP COUNTY TREASURER

Vote For 1

	TOTAL	VOTE %	
SUSAN OVERMAN	189	83.63%	<div style="width: 83.63%;"></div>
Write-In Totals	3	1.33%	<div style="width: 1.33%;"></div>
<b>Total Votes Cast</b>	<b>192</b>	<b>84.96%</b>	
Overvotes	0	0.00%	
Undervotes	34	15.04%	
Contest Totals	226	100.00%	

#### REP COUNTY ASSESSOR

Vote For 1

	TOTAL	VOTE %	
KARA LENARDSON	176	77.88%	<div style="width: 77.88%;"></div>
Write-In Totals	1	0.44%	<div style="width: 0.44%;"></div>
<b>Total Votes Cast</b>	<b>177</b>	<b>78.32%</b>	
Overvotes	0	0.00%	
Undervotes	49	21.68%	
Contest Totals	226	100.00%	

### 3-1 UPTON OUTSIDE

#### REP CLERK OF THE DISTRICT COURT

Vote For 1

	TOTAL	VOTE %	
TINA COTE	174	76.99%	<div style="width: 76.99%;"></div>
Write-In Totals	2	0.88%	<div style="width: 0.88%;"></div>
<b>Total Votes Cast</b>	<b>176</b>	<b>77.88%</b>	<div style="width: 77.88%;"></div>
Overvotes	0	0.00%	<div style="width: 0.00%;"></div>
Undervotes	50	22.12%	<div style="width: 22.12%;"></div>
Contest Totals	226	100.00%	<div style="width: 100.00%;"></div>

#### REP PRECINCT COMMITTEEMAN 3-1

Vote For 1

	TOTAL	VOTE %	
BRIAN BIRKLEY	179	79.20%	<div style="width: 79.20%;"></div>
Write-In Totals	2	0.88%	<div style="width: 0.88%;"></div>
<b>Total Votes Cast</b>	<b>181</b>	<b>80.09%</b>	<div style="width: 80.09%;"></div>
Overvotes	0	0.00%	<div style="width: 0.00%;"></div>
Undervotes	45	19.91%	<div style="width: 19.91%;"></div>
Contest Totals	226	100.00%	<div style="width: 100.00%;"></div>

#### REP PRECINCT COMMITTEEWOMAN 3-1

Vote For 1

	TOTAL	VOTE %	
Write-In Totals	19	8.41%	<div style="width: 8.41%;"></div>
<b>Total Votes Cast</b>	<b>19</b>	<b>8.41%</b>	<div style="width: 8.41%;"></div>
Overvotes	0	0.00%	<div style="width: 0.00%;"></div>
Undervotes	207	91.59%	<div style="width: 91.59%;"></div>
Contest Totals	226	100.00%	<div style="width: 100.00%;"></div>

#### DEM UNITED STATES REPRESENTATIVE

Vote For 1

	TOTAL	VOTE %	
LYNNETTE GREYBULL	1	100.00%	<div style="width: 100.00%;"></div>
STEVE HELLING	0	0.00%	<div style="width: 0.00%;"></div>
MEGHAN R. JENSEN	0	0.00%	<div style="width: 0.00%;"></div>
Write-In Totals	0	0.00%	<div style="width: 0.00%;"></div>
<b>Total Votes Cast</b>	<b>1</b>	<b>100.00%</b>	<div style="width: 100.00%;"></div>
Overvotes	0	0.00%	<div style="width: 0.00%;"></div>
Undervotes	0	0.00%	<div style="width: 0.00%;"></div>
Contest Totals	1	100.00%	<div style="width: 100.00%;"></div>



### 3-1 UPTON OUTSIDE

#### DEM GOVERNOR

Vote For 1

	TOTAL	VOTE %	
THERESA A. LIVINGSTON	1	100.00%	<div style="width: 100%;"></div>
REX WILDE	0	0.00%	<div style="width: 0%;"></div>
Write-In Totals	0	0.00%	<div style="width: 0%;"></div>
<b>Total Votes Cast</b>	<b>1</b>	<b>100.00%</b>	<div style="width: 100%;"></div>
Overvotes	0	0.00%	<div style="width: 0%;"></div>
Undervotes	0	0.00%	<div style="width: 0%;"></div>
Contest Totals	1	100.00%	<div style="width: 100%;"></div>

#### DEM SECRETARY OF STATE

Vote For 1

	TOTAL	VOTE %	
Write-In Totals	0	0.00%	<div style="width: 0%;"></div>
<b>Total Votes Cast</b>	<b>0</b>	<b>0.00%</b>	<div style="width: 0%;"></div>
Overvotes	0	0.00%	<div style="width: 0%;"></div>
Undervotes	1	100.00%	<div style="width: 100%;"></div>
Contest Totals	1	100.00%	<div style="width: 100%;"></div>

#### DEM STATE AUDITOR

Vote For 1

	TOTAL	VOTE %	
Write-In Totals	0	0.00%	<div style="width: 0%;"></div>
<b>Total Votes Cast</b>	<b>0</b>	<b>0.00%</b>	<div style="width: 0%;"></div>
Overvotes	0	0.00%	<div style="width: 0%;"></div>
Undervotes	1	100.00%	<div style="width: 100%;"></div>
Contest Totals	1	100.00%	<div style="width: 100%;"></div>

#### DEM STATE TREASURER

Vote For 1

	TOTAL	VOTE %	
Write-In Totals	0	0.00%	<div style="width: 0%;"></div>
<b>Total Votes Cast</b>	<b>0</b>	<b>0.00%</b>	<div style="width: 0%;"></div>
Overvotes	0	0.00%	<div style="width: 0%;"></div>
Undervotes	1	100.00%	<div style="width: 100%;"></div>
Contest Totals	1	100.00%	<div style="width: 100%;"></div>

#### DEM SUPERINTENDENT OF PUBLIC INSTRUCTION

Vote For 1

	TOTAL	VOTE %	
SERGIO A. MALDONADO, SR.	1	100.00%	<div style="width: 100%;"></div>
Write-In Totals	0	0.00%	<div style="width: 0%;"></div>
<b>Total Votes Cast</b>	<b>1</b>	<b>100.00%</b>	<div style="width: 100%;"></div>
Overvotes	0	0.00%	<div style="width: 0%;"></div>
Undervotes	0	0.00%	<div style="width: 0%;"></div>
Contest Totals	1	100.00%	<div style="width: 100%;"></div>

### 3-1 UPTON OUTSIDE

#### DEM STATE SENATOR DIST 1

Vote For 1

	TOTAL	VOTE %	
Write-In Totals	0	0.00%	<div style="width: 0%;"></div>
<b>Total Votes Cast</b>	<b>0</b>	<b>0.00%</b>	<div style="width: 0%;"></div>
Overvotes	0	0.00%	<div style="width: 0%;"></div>
Undervotes	1	100.00%	<div style="width: 100%;"></div>
Contest Totals	1	100.00%	<div style="width: 100%;"></div>

#### DEM STATE REPRESENTATIVE DIST 1

Vote For 1

	TOTAL	VOTE %	
Write-In Totals	0	0.00%	<div style="width: 0%;"></div>
<b>Total Votes Cast</b>	<b>0</b>	<b>0.00%</b>	<div style="width: 0%;"></div>
Overvotes	0	0.00%	<div style="width: 0%;"></div>
Undervotes	1	100.00%	<div style="width: 100%;"></div>
Contest Totals	1	100.00%	<div style="width: 100%;"></div>

#### DEM COUNTY COMMISSIONER

Vote For 3

	TOTAL	VOTE %	
Write-In Totals	0	0.00%	<div style="width: 0%;"></div>
<b>Total Votes Cast</b>	<b>0</b>	<b>0.00%</b>	<div style="width: 0%;"></div>
Overvotes	0	0.00%	<div style="width: 0%;"></div>
Undervotes	3	100.00%	<div style="width: 100%;"></div>
Contest Totals	3	100.00%	<div style="width: 100%;"></div>

#### DEM COUNTY CORONER

Vote For 1

	TOTAL	VOTE %	
Write-In Totals	0	0.00%	<div style="width: 0%;"></div>
<b>Total Votes Cast</b>	<b>0</b>	<b>0.00%</b>	<div style="width: 0%;"></div>
Overvotes	0	0.00%	<div style="width: 0%;"></div>
Undervotes	1	100.00%	<div style="width: 100%;"></div>
Contest Totals	1	100.00%	<div style="width: 100%;"></div>

#### DEM COUNTY ATTORNEY

Vote For 1

	TOTAL	VOTE %	
Write-In Totals	0	0.00%	<div style="width: 0%;"></div>
<b>Total Votes Cast</b>	<b>0</b>	<b>0.00%</b>	<div style="width: 0%;"></div>
Overvotes	0	0.00%	<div style="width: 0%;"></div>
Undervotes	1	100.00%	<div style="width: 100%;"></div>
Contest Totals	1	100.00%	<div style="width: 100%;"></div>

### 3-1 UPTON OUTSIDE

#### DEM COUNTY SHERIFF

Vote For 1

	TOTAL	VOTE %	
Write-In Totals	1	100.00%	<div style="width: 100%;"></div>
<b>Total Votes Cast</b>	<b>1</b>	<b>100.00%</b>	<div style="width: 100%;"></div>
Overvotes	0	0.00%	<div style="width: 0%;"></div>
Undervotes	0	0.00%	<div style="width: 0%;"></div>
Contest Totals	1	100.00%	<div style="width: 100%;"></div>

#### DEM COUNTY CLERK

Vote For 1

	TOTAL	VOTE %	
Write-In Totals	0	0.00%	<div style="width: 0%;"></div>
<b>Total Votes Cast</b>	<b>0</b>	<b>0.00%</b>	<div style="width: 0%;"></div>
Overvotes	0	0.00%	<div style="width: 0%;"></div>
Undervotes	1	100.00%	<div style="width: 100%;"></div>
Contest Totals	1	100.00%	<div style="width: 100%;"></div>

#### DEM COUNTY TREASURER

Vote For 1

	TOTAL	VOTE %	
Write-In Totals	0	0.00%	<div style="width: 0%;"></div>
<b>Total Votes Cast</b>	<b>0</b>	<b>0.00%</b>	<div style="width: 0%;"></div>
Overvotes	0	0.00%	<div style="width: 0%;"></div>
Undervotes	1	100.00%	<div style="width: 100%;"></div>
Contest Totals	1	100.00%	<div style="width: 100%;"></div>

#### DEM COUNTY ASSESSOR

Vote For 1

	TOTAL	VOTE %	
Write-In Totals	0	0.00%	<div style="width: 0%;"></div>
<b>Total Votes Cast</b>	<b>0</b>	<b>0.00%</b>	<div style="width: 0%;"></div>
Overvotes	0	0.00%	<div style="width: 0%;"></div>
Undervotes	1	100.00%	<div style="width: 100%;"></div>
Contest Totals	1	100.00%	<div style="width: 100%;"></div>

#### DEM CLERK OF THE DISTRICT COURT

Vote For 1

	TOTAL	VOTE %	
Write-In Totals	0	0.00%	<div style="width: 0%;"></div>
<b>Total Votes Cast</b>	<b>0</b>	<b>0.00%</b>	<div style="width: 0%;"></div>
Overvotes	0	0.00%	<div style="width: 0%;"></div>
Undervotes	1	100.00%	<div style="width: 100%;"></div>
Contest Totals	1	100.00%	<div style="width: 100%;"></div>

### 3-1 UPTON OUTSIDE

---

#### DEM PRECINCT COMMITTEEMAN 3-1

Vote For 1

	TOTAL	VOTE %	
Write-In Totals	0	0.00%	<div style="width: 0%;"></div>
<b>Total Votes Cast</b>	<b>0</b>	<b>0.00%</b>	<div style="width: 0%;"></div>
Overvotes	0	0.00%	<div style="width: 0%;"></div>
Undervotes	1	100.00%	<div style="width: 100%;"></div>
Contest Totals	1	100.00%	<div style="width: 100%;"></div>

#### DEM PRECINCT COMMITTEEWOMAN 3-1

Vote For 1

	TOTAL	VOTE %	
Write-In Totals	0	0.00%	<div style="width: 0%;"></div>
<b>Total Votes Cast</b>	<b>0</b>	<b>0.00%</b>	<div style="width: 0%;"></div>
Overvotes	0	0.00%	<div style="width: 0%;"></div>
Undervotes	1	100.00%	<div style="width: 100%;"></div>
Contest Totals	1	100.00%	<div style="width: 100%;"></div>

### 4-1 UPTON INSIDE

#### Statistics

	TOTAL
Ballots Cast - Total	387
Ballots Cast - REPUBLICAN	379
Ballots Cast - DEMOCRATIC	5
Ballots Cast - NONPARTISAN	3
Ballots Cast - Blank	0

#### REP UNITED STATES REPRESENTATIVE

Vote For 1

	TOTAL	VOTE %
ROBYN M. BELINSKEY	5	1.32%
ANTHONY BOUCHARD	18	4.75%
LIZ CHENEY	41	10.82%
HARRIET HAGEMAN	295	77.84%
DENTON KNAPP	13	3.43%
Write-In Totals	0	0.00%
<b>Total Votes Cast</b>	<b>372</b>	<b>98.15%</b>
Overvotes	2	0.53%
Undervotes	5	1.32%
Contest Totals	379	100.00%

#### REP GOVERNOR

Vote For 1

	TOTAL	VOTE %
BRENT BIEN	136	35.88%
MARK GORDON	181	47.76%
JAMES SCOTT QUICK	24	6.33%
REX RAMMELL	21	5.54%
Write-In Totals	0	0.00%
<b>Total Votes Cast</b>	<b>362</b>	<b>95.51%</b>
Overvotes	0	0.00%
Undervotes	17	4.49%
Contest Totals	379	100.00%

#### REP SECRETARY OF STATE

Vote For 1

	TOTAL	VOTE %
MARK ARMSTRONG	45	11.87%
DAN DOCKSTADER	10	2.64%
CHUCK GRAY	205	54.09%
TARA NETHERCOTT	87	22.96%
Write-In Totals	0	0.00%
<b>Total Votes Cast</b>	<b>347</b>	<b>91.56%</b>
Overvotes	0	0.00%
Undervotes	32	8.44%
Contest Totals	379	100.00%

## 4-1 UPTON INSIDE

### REP STATE AUDITOR

Vote For 1

	TOTAL	VOTE %	
KRISTI RACINES	308	81.27%	<div style="width: 81.27%;"><div style="width: 81.27%;"></div></div>
Write-In Totals	1	0.26%	<div style="width: 0.26%;"><div style="width: 0.26%;"></div></div>
<b>Total Votes Cast</b>	<b>309</b>	<b>81.53%</b>	<div style="width: 81.53%;"><div style="width: 81.53%;"></div></div>
Overvotes	0	0.00%	<div style="width: 0.00%;"><div style="width: 0.00%;"></div></div>
Undervotes	70	18.47%	<div style="width: 18.47%;"><div style="width: 18.47%;"></div></div>
Contest Totals	379	100.00%	<div style="width: 100.00%;"><div style="width: 100.00%;"></div></div>

### REP STATE TREASURER

Vote For 1

	TOTAL	VOTE %	
BILL GALLOP	98	25.86%	<div style="width: 25.86%;"><div style="width: 25.86%;"></div></div>
CURT MEIER	220	58.05%	<div style="width: 58.05%;"><div style="width: 58.05%;"></div></div>
Write-In Totals	0	0.00%	<div style="width: 0.00%;"><div style="width: 0.00%;"></div></div>
<b>Total Votes Cast</b>	<b>318</b>	<b>83.90%</b>	<div style="width: 83.90%;"><div style="width: 83.90%;"></div></div>
Overvotes	1	0.26%	<div style="width: 0.26%;"><div style="width: 0.26%;"></div></div>
Undervotes	60	15.83%	<div style="width: 15.83%;"><div style="width: 15.83%;"></div></div>
Contest Totals	379	100.00%	<div style="width: 100.00%;"><div style="width: 100.00%;"></div></div>

### REP SUPERINTENDENT OF PUBLIC INSTRUCTION

Vote For 1

	TOTAL	VOTE %	
MEGAN DEGENFELDER	106	27.97%	<div style="width: 27.97%;"><div style="width: 27.97%;"></div></div>
THOMAS KELLY	42	11.08%	<div style="width: 11.08%;"><div style="width: 11.08%;"></div></div>
BRIAN SCHROEDER	123	32.45%	<div style="width: 32.45%;"><div style="width: 32.45%;"></div></div>
ROBERT J. WHITE III	14	3.69%	<div style="width: 3.69%;"><div style="width: 3.69%;"></div></div>
JENNIFER ZERBA	38	10.03%	<div style="width: 10.03%;"><div style="width: 10.03%;"></div></div>
Write-In Totals	1	0.26%	<div style="width: 0.26%;"><div style="width: 0.26%;"></div></div>
<b>Total Votes Cast</b>	<b>324</b>	<b>85.49%</b>	<div style="width: 85.49%;"><div style="width: 85.49%;"></div></div>
Overvotes	0	0.00%	<div style="width: 0.00%;"><div style="width: 0.00%;"></div></div>
Undervotes	55	14.51%	<div style="width: 14.51%;"><div style="width: 14.51%;"></div></div>
Contest Totals	379	100.00%	<div style="width: 100.00%;"><div style="width: 100.00%;"></div></div>

### REP STATE SENATOR DIST 1

Vote For 1

	TOTAL	VOTE %	
ROGER CONNETT	121	31.93%	<div style="width: 31.93%;"><div style="width: 31.93%;"></div></div>
OGDEN DRISKILL	168	44.33%	<div style="width: 44.33%;"><div style="width: 44.33%;"></div></div>
BILL FORTNER	74	19.53%	<div style="width: 19.53%;"><div style="width: 19.53%;"></div></div>
Write-In Totals	0	0.00%	<div style="width: 0.00%;"><div style="width: 0.00%;"></div></div>
<b>Total Votes Cast</b>	<b>363</b>	<b>95.78%</b>	<div style="width: 95.78%;"><div style="width: 95.78%;"></div></div>
Overvotes	0	0.00%	<div style="width: 0.00%;"><div style="width: 0.00%;"></div></div>
Undervotes	16	4.22%	<div style="width: 4.22%;"><div style="width: 4.22%;"></div></div>
Contest Totals	379	100.00%	<div style="width: 100.00%;"><div style="width: 100.00%;"></div></div>

## 4-1 UPTON INSIDE

### REP STATE REPRESENTATIVE DIST 1

Vote For 1

	TOTAL	VOTE %	
CHIP NEIMAN	312	82.32%	<div style="width: 82.32%;"></div>
Write-In Totals	9	2.37%	<div style="width: 2.37%;"></div>
<b>Total Votes Cast</b>	<b>321</b>	<b>84.70%</b>	<div style="width: 84.70%;"></div>
Overvotes	0	0.00%	<div style="width: 0.00%;"></div>
Undervotes	58	15.30%	<div style="width: 15.30%;"></div>
Contest Totals	379	100.00%	<div style="width: 100.00%;"></div>

### REP COUNTY COMMISSIONER

Vote For 3

	TOTAL	VOTE %	
GARRETT BORTON	89	7.83%	<div style="width: 7.83%;"></div>
SHANE CRAWFORD	60	5.28%	<div style="width: 5.28%;"></div>
VERA HUBER	135	11.87%	<div style="width: 11.87%;"></div>
JUSTIN LIGGETT	87	7.65%	<div style="width: 7.65%;"></div>
HENRY NESSUL	41	3.61%	<div style="width: 3.61%;"></div>
ED QUINONES	55	4.84%	<div style="width: 4.84%;"></div>
CHAD SEARS	87	7.65%	<div style="width: 7.65%;"></div>
NATHAN TODD	278	24.45%	<div style="width: 24.45%;"></div>
Write-In Totals	5	0.44%	<div style="width: 0.44%;"></div>
<b>Total Votes Cast</b>	<b>837</b>	<b>73.61%</b>	<div style="width: 73.61%;"></div>
Overvotes	9	0.79%	<div style="width: 0.79%;"></div>
Undervotes	291	25.59%	<div style="width: 25.59%;"></div>
Contest Totals	1,137	100.00%	<div style="width: 100.00%;"></div>

### REP COUNTY CORONER

Vote For 1

	TOTAL	VOTE %	
SCOTT E. BEACHLER	324	85.49%	<div style="width: 85.49%;"></div>
Write-In Totals	1	0.26%	<div style="width: 0.26%;"></div>
<b>Total Votes Cast</b>	<b>325</b>	<b>85.75%</b>	<div style="width: 85.75%;"></div>
Overvotes	0	0.00%	<div style="width: 0.00%;"></div>
Undervotes	54	14.25%	<div style="width: 14.25%;"></div>
Contest Totals	379	100.00%	<div style="width: 100.00%;"></div>

### REP COUNTY ATTORNEY









Vote For 1

	TOTAL	VOTE %	
MICHAEL W. STULKEN	282	74.41%	<div style="width: 74.41%;"></div>
Write-In Totals	7	1.85%	<div style="width: 1.85%;"></div>
<b>Total Votes Cast</b>	<b>289</b>	<b>76.25%</b>	<div style="width: 76.25%;"></div>
Overvotes	0	0.00%	<div style="width: 0.00%;"></div>
Undervotes	90	23.75%	<div style="width: 23.75%;"></div>
Contest Totals	379	100.00%	<div style="width: 100.00%;"></div>

### 4-1 UPTON INSIDE








#### REP COUNTY SHERIFF

Vote For 1

	TOTAL	VOTE %	
SUSAN BRIDGE	246	64.91%	
BRYAN E. COLVARD	107	28.23%	
RICHARD HILLHOUSE	20	5.28%	
Write-In Totals	0	0.00%	
<b>Total Votes Cast</b>	<b>373</b>	<b>98.42%</b>	
Overvotes	0	0.00%	
Undervotes	6	1.58%	
Contest Totals	379	100.00%	







#### REP COUNTY CLERK

Vote For 1

	TOTAL	VOTE %	
TRICIA BAUMANN	91	24.01%	
BECKY HADLOCK	263	69.39%	
Write-In Totals	0	0.00%	
<b>Total Votes Cast</b>	<b>354</b>	<b>93.40%</b>	
Overvotes	0	0.00%	
Undervotes	25	6.60%	
Contest Totals	379	100.00%	







#### REP COUNTY TREASURER

Vote For 1

	TOTAL	VOTE %	
SUSAN OVERMAN	326	86.02%	
Write-In Totals	3	0.79%	
<b>Total Votes Cast</b>	<b>329</b>	<b>86.81%</b>	
Overvotes	0	0.00%	
Undervotes	50	13.19%	
Contest Totals	379	100.00%	

#### REP COUNTY ASSESSOR

Vote For 1

	TOTAL	VOTE %	
KARA LENARDSON	320	84.43%	
Write-In Totals	0	0.00%	
<b>Total Votes Cast</b>	<b>320</b>	<b>84.43%</b>	
Overvotes	0	0.00%	
Undervotes	59	15.57%	
Contest Totals	379	100.00%	



## 4-1 UPTON INSIDE

### REP CLERK OF THE DISTRICT COURT

Vote For 1

	TOTAL	VOTE %	
TINA COTE	317	83.64%	<div style="width: 83.64%; background-color: #f1c232;"></div>
Write-In Totals	0	0.00%	<div style="width: 0%; background-color: #f1c232;"></div>
<b>Total Votes Cast</b>	<b>317</b>	<b>83.64%</b>	<div style="width: 83.64%; background-color: #f1c232;"></div>
Overvotes	0	0.00%	<div style="width: 0%; background-color: #f1c232;"></div>
Undervotes	62	16.36%	<div style="width: 16.36%; background-color: #f1c232;"></div>
Contest Totals	379	100.00%	<div style="width: 100%; background-color: #f1c232;"></div>

### REP PRECINCT COMMITTEEMAN 4-1

Vote For 2

	TOTAL	VOTE %	
NATHAN TODD	332	43.80%	<div style="width: 43.80%; background-color: #f1c232;"></div>
Write-In Totals	7	0.92%	<div style="width: 0.92%; background-color: #f1c232;"></div>
<b>Total Votes Cast</b>	<b>339</b>	<b>44.72%</b>	<div style="width: 44.72%; background-color: #f1c232;"></div>
Overvotes	0	0.00%	<div style="width: 0%; background-color: #f1c232;"></div>
Undervotes	419	55.28%	<div style="width: 55.28%; background-color: #f1c232;"></div>
Contest Totals	758	100.00%	<div style="width: 100%; background-color: #f1c232;"></div>

### REP PRECINCT COMMITTEEWOMAN 4-1

Vote For 2

	TOTAL	VOTE %	
CHELSIE TODD	333	43.93%	<div style="width: 43.93%; background-color: #f1c232;"></div>
Write-In Totals	5	0.66%	<div style="width: 0.66%; background-color: #f1c232;"></div>
<b>Total Votes Cast</b>	<b>338</b>	<b>44.59%</b>	<div style="width: 44.59%; background-color: #f1c232;"></div>
Overvotes	0	0.00%	<div style="width: 0%; background-color: #f1c232;"></div>
Undervotes	420	55.41%	<div style="width: 55.41%; background-color: #f1c232;"></div>
Contest Totals	758	100.00%	<div style="width: 100%; background-color: #f1c232;"></div>

### DEM UNITED STATES REPRESENTATIVE

Vote For 1

	TOTAL	VOTE %	
LYNNETTE GREYBULL	3	60.00%	<div style="width: 60.00%; background-color: #f1c232;"></div>
STEVE HELLING	0	0.00%	<div style="width: 0%; background-color: #f1c232;"></div>
MEGHAN R. JENSEN	0	0.00%	<div style="width: 0%; background-color: #f1c232;"></div>
Write-In Totals	0	0.00%	<div style="width: 0%; background-color: #f1c232;"></div>
<b>Total Votes Cast</b>	<b>3</b>	<b>60.00%</b>	<div style="width: 60.00%; background-color: #f1c232;"></div>
Overvotes	0	0.00%	<div style="width: 0%; background-color: #f1c232;"></div>
Undervotes	2	40.00%	<div style="width: 40.00%; background-color: #f1c232;"></div>
Contest Totals	5	100.00%	<div style="width: 100%; background-color: #f1c232;"></div>

## 4-1 UPTON INSIDE

### DEM GOVERNOR

Vote For 1

	TOTAL	VOTE %	
THERESA A. LIVINGSTON	2	40.00%	<div style="width: 40%;"><div style="width: 40%;"></div></div>
REX WILDE	1	20.00%	<div style="width: 20%;"><div style="width: 20%;"></div></div>
Write-In Totals	0	0.00%	<div style="width: 0%;"><div style="width: 0%;"></div></div>
<b>Total Votes Cast</b>	<b>3</b>	<b>60.00%</b>	<div style="width: 60%;"><div style="width: 60%;"></div></div>
Overvotes	0	0.00%	<div style="width: 0%;"><div style="width: 0%;"></div></div>
Undervotes	2	40.00%	<div style="width: 40%;"><div style="width: 40%;"></div></div>
Contest Totals	5	100.00%	<div style="width: 100%;"><div style="width: 100%;"></div></div>

### DEM SECRETARY OF STATE

Vote For 1

	TOTAL	VOTE %	
Write-In Totals	0	0.00%	<div style="width: 0%;"><div style="width: 0%;"></div></div>
<b>Total Votes Cast</b>	<b>0</b>	<b>0.00%</b>	<div style="width: 0%;"><div style="width: 0%;"></div></div>
Overvotes	0	0.00%	<div style="width: 0%;"><div style="width: 0%;"></div></div>
Undervotes	5	100.00%	<div style="width: 100%;"><div style="width: 100%;"></div></div>
Contest Totals	5	100.00%	<div style="width: 100%;"><div style="width: 100%;"></div></div>

### DEM STATE AUDITOR

Vote For 1

	TOTAL	VOTE %	
Write-In Totals	0	0.00%	<div style="width: 0%;"><div style="width: 0%;"></div></div>
<b>Total Votes Cast</b>	<b>0</b>	<b>0.00%</b>	<div style="width: 0%;"><div style="width: 0%;"></div></div>
Overvotes	0	0.00%	<div style="width: 0%;"><div style="width: 0%;"></div></div>
Undervotes	5	100.00%	<div style="width: 100%;"><div style="width: 100%;"></div></div>
Contest Totals	5	100.00%	<div style="width: 100%;"><div style="width: 100%;"></div></div>

### DEM STATE TREASURER

Vote For 1

	TOTAL	VOTE %	
Write-In Totals	0	0.00%	<div style="width: 0%;"><div style="width: 0%;"></div></div>
<b>Total Votes Cast</b>	<b>0</b>	<b>0.00%</b>	<div style="width: 0%;"><div style="width: 0%;"></div></div>
Overvotes	0	0.00%	<div style="width: 0%;"><div style="width: 0%;"></div></div>
Undervotes	5	100.00%	<div style="width: 100%;"><div style="width: 100%;"></div></div>
Contest Totals	5	100.00%	<div style="width: 100%;"><div style="width: 100%;"></div></div>

### DEM SUPERINTENDENT OF PUBLIC INSTRUCTION

Vote For 1

	TOTAL	VOTE %	
SERGIO A. MALDONADO, SR.	3	60.00%	<div style="width: 60%;"><div style="width: 60%;"></div></div>
Write-In Totals	0	0.00%	<div style="width: 0%;"><div style="width: 0%;"></div></div>
<b>Total Votes Cast</b>	<b>3</b>	<b>60.00%</b>	<div style="width: 60%;"><div style="width: 60%;"></div></div>
Overvotes	0	0.00%	<div style="width: 0%;"><div style="width: 0%;"></div></div>
Undervotes	2	40.00%	<div style="width: 40%;"><div style="width: 40%;"></div></div>
Contest Totals	5	100.00%	<div style="width: 100%;"><div style="width: 100%;"></div></div>

### 4-1 UPTON INSIDE

#### DEM STATE SENATOR DIST 1

Vote For 1

	TOTAL	VOTE %	
Write-In Totals	0	0.00%	<div style="width: 0%;"></div>
<b>Total Votes Cast</b>	<b>0</b>	<b>0.00%</b>	<div style="width: 0%;"></div>
Overvotes	0	0.00%	<div style="width: 0%;"></div>
Undervotes	5	100.00%	<div style="width: 100%;"></div>
Contest Totals	5	100.00%	<div style="width: 100%;"></div>

#### DEM STATE REPRESENTATIVE DIST 1

Vote For 1

	TOTAL	VOTE %	
Write-In Totals	0	0.00%	<div style="width: 0%;"></div>
<b>Total Votes Cast</b>	<b>0</b>	<b>0.00%</b>	<div style="width: 0%;"></div>
Overvotes	0	0.00%	<div style="width: 0%;"></div>
Undervotes	5	100.00%	<div style="width: 100%;"></div>
Contest Totals	5	100.00%	<div style="width: 100%;"></div>

#### DEM COUNTY COMMISSIONER

Vote For 3

	TOTAL	VOTE %	
Write-In Totals	0	0.00%	<div style="width: 0%;"></div>
<b>Total Votes Cast</b>	<b>0</b>	<b>0.00%</b>	<div style="width: 0%;"></div>
Overvotes	0	0.00%	<div style="width: 0%;"></div>
Undervotes	15	100.00%	<div style="width: 100%;"></div>
Contest Totals	15	100.00%	<div style="width: 100%;"></div>

#### DEM COUNTY CORONER

Vote For 1

	TOTAL	VOTE %	
Write-In Totals	0	0.00%	<div style="width: 0%;"></div>
<b>Total Votes Cast</b>	<b>0</b>	<b>0.00%</b>	<div style="width: 0%;"></div>
Overvotes	0	0.00%	<div style="width: 0%;"></div>
Undervotes	5	100.00%	<div style="width: 100%;"></div>
Contest Totals	5	100.00%	<div style="width: 100%;"></div>

#### DEM COUNTY ATTORNEY

Vote For 1

	TOTAL	VOTE %	
Write-In Totals	0	0.00%	<div style="width: 0%;"></div>
<b>Total Votes Cast</b>	<b>0</b>	<b>0.00%</b>	<div style="width: 0%;"></div>
Overvotes	0	0.00%	<div style="width: 0%;"></div>
Undervotes	5	100.00%	<div style="width: 100%;"></div>
Contest Totals	5	100.00%	<div style="width: 100%;"></div>

### 4-1 UPTON INSIDE

#### DEM COUNTY SHERIFF

Vote For 1

	TOTAL	VOTE %	
Write-In Totals	1	20.00%	<div style="width: 20%; background-color: #ffc107;"></div>
<b>Total Votes Cast</b>	<b>1</b>	<b>20.00%</b>	<div style="width: 20%; background-color: #ffc107;"></div>
Overvotes	0	0.00%	<div style="width: 0%; background-color: #ffc107;"></div>
Undervotes	4	80.00%	<div style="width: 80%; background-color: #ffc107;"></div>
Contest Totals	5	100.00%	<div style="width: 100%; background-color: #ffc107;"></div>

#### DEM COUNTY CLERK

Vote For 1

	TOTAL	VOTE %	
Write-In Totals	0	0.00%	<div style="width: 0%; background-color: #ffc107;"></div>
<b>Total Votes Cast</b>	<b>0</b>	<b>0.00%</b>	<div style="width: 0%; background-color: #ffc107;"></div>
Overvotes	0	0.00%	<div style="width: 0%; background-color: #ffc107;"></div>
Undervotes	5	100.00%	<div style="width: 100%; background-color: #ffc107;"></div>
Contest Totals	5	100.00%	<div style="width: 100%; background-color: #ffc107;"></div>

#### DEM COUNTY TREASURER

Vote For 1

	TOTAL	VOTE %	
Write-In Totals	1	20.00%	<div style="width: 20%; background-color: #ffc107;"></div>
<b>Total Votes Cast</b>	<b>1</b>	<b>20.00%</b>	<div style="width: 20%; background-color: #ffc107;"></div>
Overvotes	0	0.00%	<div style="width: 0%; background-color: #ffc107;"></div>
Undervotes	4	80.00%	<div style="width: 80%; background-color: #ffc107;"></div>
Contest Totals	5	100.00%	<div style="width: 100%; background-color: #ffc107;"></div>

#### DEM COUNTY ASSESSOR

Vote For 1

	TOTAL	VOTE %	
Write-In Totals	0	0.00%	<div style="width: 0%; background-color: #ffc107;"></div>
<b>Total Votes Cast</b>	<b>0</b>	<b>0.00%</b>	<div style="width: 0%; background-color: #ffc107;"></div>
Overvotes	0	0.00%	<div style="width: 0%; background-color: #ffc107;"></div>
Undervotes	5	100.00%	<div style="width: 100%; background-color: #ffc107;"></div>
Contest Totals	5	100.00%	<div style="width: 100%; background-color: #ffc107;"></div>

#### DEM CLERK OF THE DISTRICT COURT

Vote For 1

	TOTAL	VOTE %	
Write-In Totals	0	0.00%	<div style="width: 0%; background-color: #ffc107;"></div>
<b>Total Votes Cast</b>	<b>0</b>	<b>0.00%</b>	<div style="width: 0%; background-color: #ffc107;"></div>
Overvotes	0	0.00%	<div style="width: 0%; background-color: #ffc107;"></div>
Undervotes	5	100.00%	<div style="width: 100%; background-color: #ffc107;"></div>
Contest Totals	5	100.00%	<div style="width: 100%; background-color: #ffc107;"></div>

### 4-1 UPTON INSIDE

#### DEM PRECINCT COMMITTEEMAN 4-1

Vote For 1

	TOTAL	VOTE %	
Write-In Totals	0	0.00%	<div style="width: 0%;"></div>
<b>Total Votes Cast</b>	<b>0</b>	<b>0.00%</b>	<div style="width: 0%;"></div>
Overvotes	0	0.00%	<div style="width: 0%;"></div>
Undervotes	5	100.00%	<div style="width: 100%;"></div>
Contest Totals	5	100.00%	<div style="width: 100%;"></div>

#### DEM PRECINCT COMMITTEEWOMAN 4-1

Vote For 1

	TOTAL	VOTE %	
Write-In Totals	0	0.00%	<div style="width: 0%;"></div>
<b>Total Votes Cast</b>	<b>0</b>	<b>0.00%</b>	<div style="width: 0%;"></div>
Overvotes	0	0.00%	<div style="width: 0%;"></div>
Undervotes	5	100.00%	<div style="width: 100%;"></div>
Contest Totals	5	100.00%	<div style="width: 100%;"></div>

#### TOWN OF UPTON MAYOR

Vote For 1

	TOTAL	VOTE %	
Write-In Totals	136	35.14%	<div style="width: 35.14%;"></div>
<b>Total Votes Cast</b>	<b>136</b>	<b>35.14%</b>	<div style="width: 35.14%;"></div>
Overvotes	0	0.00%	<div style="width: 0%;"></div>
Undervotes	251	64.86%	<div style="width: 64.86%;"></div>
Contest Totals	387	100.00%	<div style="width: 100%;"></div>

#### TOWN OF UPTON COUNCIL MEMBER

Vote For 2

	TOTAL	VOTE %	
DELANE HAYNES	208	26.87%	<div style="width: 26.87%;"></div>
JOE WATT	271	35.01%	<div style="width: 35.01%;"></div>
Write-In Totals	62	8.01%	<div style="width: 8.01%;"></div>
<b>Total Votes Cast</b>	<b>541</b>	<b>69.90%</b>	<div style="width: 69.90%;"></div>
Overvotes	2	0.26%	<div style="width: 0.26%;"></div>
Undervotes	231	29.84%	<div style="width: 29.84%;"></div>
Contest Totals	774	100.00%	<div style="width: 100%;"></div>

## 5-1 NEWCASTLE INSIDE

### Statistics

	TOTAL
Ballots Cast - Total	350
Ballots Cast - REPUBLICAN	332
Ballots Cast - DEMOCRATIC	9
Ballots Cast - NONPARTISAN	9
Ballots Cast - Blank	1

### REP UNITED STATES REPRESENTATIVE

Vote For 1

	TOTAL	VOTE %
ROBYN M. BELINSKEY	3	0.90%
ANTHONY BOUCHARD	6	1.81%
LIZ CHENEY	59	17.77%
HARRIET HAGEMAN	252	75.90%
DENTON KNAPP	3	0.90%
Write-In Totals	0	0.00%
<b>Total Votes Cast</b>	<b>323</b>	<b>97.29%</b>
Overvotes	6	1.81%
Undervotes	3	0.90%
Contest Totals	332	100.00%

### REP GOVERNOR

Vote For 1

	TOTAL	VOTE %
BRENT BIEN	142	42.77%
MARK GORDON	139	41.87%
JAMES SCOTT QUICK	7	2.11%
REX RAMMELL	25	7.53%
Write-In Totals	1	0.30%
<b>Total Votes Cast</b>	<b>314</b>	<b>94.58%</b>
Overvotes	0	0.00%
Undervotes	18	5.42%
Contest Totals	332	100.00%

### REP SECRETARY OF STATE

Vote For 1

	TOTAL	VOTE %
MARK ARMSTRONG	35	10.54%
DAN DOCKSTADER	12	3.61%
CHUCK GRAY	192	57.83%
TARA NETHERCOTT	67	20.18%
Write-In Totals	1	0.30%
<b>Total Votes Cast</b>	<b>307</b>	<b>92.47%</b>
Overvotes	0	0.00%
Undervotes	25	7.53%
Contest Totals	332	100.00%

## 5-1 NEWCASTLE INSIDE

### REP STATE AUDITOR

Vote For 1

	TOTAL	VOTE %	
KRISTI RACINES	253	76.20%	<div style="width: 76.20%;"></div>
Write-In Totals	3	0.90%	<div style="width: 0.90%;"></div>
<b>Total Votes Cast</b>	<b>256</b>	<b>77.11%</b>	<div style="width: 77.11%;"></div>
Overvotes	0	0.00%	<div style="width: 0.00%;"></div>
Undervotes	76	22.89%	<div style="width: 22.89%;"></div>
Contest Totals	332	100.00%	<div style="width: 100.00%;"></div>

### REP STATE TREASURER

Vote For 1

	TOTAL	VOTE %	
BILL GALLOP	50	15.06%	<div style="width: 15.06%;"></div>
CURT MEIER	223	67.17%	<div style="width: 67.17%;"></div>
Write-In Totals	2	0.60%	<div style="width: 0.60%;"></div>
<b>Total Votes Cast</b>	<b>275</b>	<b>82.83%</b>	<div style="width: 82.83%;"></div>
Overvotes	0	0.00%	<div style="width: 0.00%;"></div>
Undervotes	57	17.17%	<div style="width: 17.17%;"></div>
Contest Totals	332	100.00%	<div style="width: 100.00%;"></div>

### REP SUPERINTENDENT OF PUBLIC INSTRUCTION

Vote For 1

	TOTAL	VOTE %	
MEGAN DEGENFELDER	87	26.20%	<div style="width: 26.20%;"></div>
THOMAS KELLY	26	7.83%	<div style="width: 7.83%;"></div>
BRIAN SCHROEDER	138	41.57%	<div style="width: 41.57%;"></div>
ROBERT J. WHITE III	7	2.11%	<div style="width: 2.11%;"></div>
JENNIFER ZERBA	24	7.23%	<div style="width: 7.23%;"></div>
Write-In Totals	1	0.30%	<div style="width: 0.30%;"></div>
<b>Total Votes Cast</b>	<b>283</b>	<b>85.24%</b>	<div style="width: 85.24%;"></div>
Overvotes	0	0.00%	<div style="width: 0.00%;"></div>
Undervotes	49	14.76%	<div style="width: 14.76%;"></div>
Contest Totals	332	100.00%	<div style="width: 100.00%;"></div>

### REP STATE SENATOR DIST 3

Vote For 1

	TOTAL	VOTE %	
MARTY ERTMAN	150	45.18%	<div style="width: 45.18%;"></div>
CHERI STEINMETZ	163	49.10%	<div style="width: 49.10%;"></div>
Write-In Totals	0	0.00%	<div style="width: 0.00%;"></div>
<b>Total Votes Cast</b>	<b>313</b>	<b>94.28%</b>	<div style="width: 94.28%;"></div>
Overvotes	0	0.00%	<div style="width: 0.00%;"></div>
Undervotes	19	5.72%	<div style="width: 5.72%;"></div>
Contest Totals	332	100.00%	<div style="width: 100.00%;"></div>

## 5-1 NEWCASTLE INSIDE

### REP STATE REPRESENTATIVE DIST 2

Vote For 1

	TOTAL	VOTE %	
ALLEN EARL SLAGLE	220	66.27%	<div style="width: 66.27%;"></div>
JD WILLIAMS	91	27.41%	<div style="width: 27.41%;"></div>
Write-In Totals	1	0.30%	<div style="width: 0.30%;"></div>
<b>Total Votes Cast</b>	<b>312</b>	<b>93.98%</b>	<div style="width: 93.98%;"></div>
Overvotes	0	0.00%	<div style="width: 0.00%;"></div>
Undervotes	20	6.02%	<div style="width: 6.02%;"></div>
Contest Totals	332	100.00%	<div style="width: 100.00%;"></div>

### REP COUNTY COMMISSIONER

Vote For 3

	TOTAL	VOTE %	
GARRETT BORTON	170	17.07%	<div style="width: 17.07%;"></div>
SHANE CRAWFORD	48	4.82%	<div style="width: 4.82%;"></div>
VERA HUBER	133	13.35%	<div style="width: 13.35%;"></div>
JUSTIN LIGGETT	127	12.75%	<div style="width: 12.75%;"></div>
HENRY NESSUL	30	3.01%	<div style="width: 3.01%;"></div>
ED QUINONES	83	8.33%	<div style="width: 8.33%;"></div>
CHAD SEARS	103	10.34%	<div style="width: 10.34%;"></div>
NATHAN TODD	79	7.93%	<div style="width: 7.93%;"></div>
Write-In Totals	40	4.02%	<div style="width: 4.02%;"></div>
<b>Total Votes Cast</b>	<b>813</b>	<b>81.63%</b>	<div style="width: 81.63%;"></div>
Overvotes	15	1.51%	<div style="width: 1.51%;"></div>
Undervotes	168	16.87%	<div style="width: 16.87%;"></div>
Contest Totals	996	100.00%	<div style="width: 100.00%;"></div>

### REP COUNTY CORONER

Vote For 1

	TOTAL	VOTE %	
SCOTT E. BEACHLER	281	84.64%	<div style="width: 84.64%;"></div>
Write-In Totals	2	0.60%	<div style="width: 0.60%;"></div>
<b>Total Votes Cast</b>	<b>283</b>	<b>85.24%</b>	<div style="width: 85.24%;"></div>
Overvotes	0	0.00%	<div style="width: 0.00%;"></div>
Undervotes	49	14.76%	<div style="width: 14.76%;"></div>
Contest Totals	332	100.00%	<div style="width: 100.00%;"></div>

### REP COUNTY ATTORNEY

Vote For 1

	TOTAL	VOTE %	
MICHAEL W. STULKEN	228	68.67%	<div style="width: 68.67%;"></div>
Write-In Totals	14	4.22%	<div style="width: 4.22%;"></div>
<b>Total Votes Cast</b>	<b>242</b>	<b>72.89%</b>	<div style="width: 72.89%;"></div>
Overvotes	0	0.00%	<div style="width: 0.00%;"></div>
Undervotes	90	27.11%	<div style="width: 27.11%;"></div>
Contest Totals	332	100.00%	<div style="width: 100.00%;"></div>



## 5-1 NEWCASTLE INSIDE

### REP COUNTY SHERIFF

Vote For 1

	TOTAL	VOTE %	
SUSAN BRIDGE	103	31.02%	<div style="width: 31.02%;"></div>
BRYAN E. COLVARD	187	56.33%	<div style="width: 56.33%;"></div>
RICHARD HILLHOUSE	32	9.64%	<div style="width: 9.64%;"></div>
Write-In Totals	1	0.30%	<div style="width: 0.30%;"></div>
<b>Total Votes Cast</b>	<b>323</b>	<b>97.29%</b>	<div style="width: 97.29%;"></div>
Overvotes	1	0.30%	<div style="width: 0.30%;"></div>
Undervotes	8	2.41%	<div style="width: 2.41%;"></div>
Contest Totals	332	100.00%	<div style="width: 100.00%;"></div>

### REP COUNTY CLERK

Vote For 1

	TOTAL	VOTE %	
TRICIA BAUMANN	142	42.77%	<div style="width: 42.77%;"></div>
BECKY HADLOCK	163	49.10%	<div style="width: 49.10%;"></div>
Write-In Totals	3	0.90%	<div style="width: 0.90%;"></div>
<b>Total Votes Cast</b>	<b>308</b>	<b>92.77%</b>	<div style="width: 92.77%;"></div>
Overvotes	0	0.00%	<div style="width: 0.00%;"></div>
Undervotes	24	7.23%	<div style="width: 7.23%;"></div>
Contest Totals	332	100.00%	<div style="width: 100.00%;"></div>

### REP COUNTY TREASURER

Vote For 1

	TOTAL	VOTE %	
SUSAN OVERMAN	280	84.34%	<div style="width: 84.34%;"></div>
Write-In Totals	5	1.51%	<div style="width: 1.51%;"></div>
<b>Total Votes Cast</b>	<b>285</b>	<b>85.84%</b>	<div style="width: 85.84%;"></div>
Overvotes	0	0.00%	<div style="width: 0.00%;"></div>
Undervotes	47	14.16%	<div style="width: 14.16%;"></div>
Contest Totals	332	100.00%	<div style="width: 100.00%;"></div>

### REP COUNTY ASSESSOR

Vote For 1

	TOTAL	VOTE %	
KARA LENARDSON	289	87.05%	<div style="width: 87.05%;"></div>
Write-In Totals	2	0.60%	<div style="width: 0.60%;"></div>
<b>Total Votes Cast</b>	<b>291</b>	<b>87.65%</b>	<div style="width: 87.65%;"></div>
Overvotes	0	0.00%	<div style="width: 0.00%;"></div>
Undervotes	41	12.35%	<div style="width: 12.35%;"></div>
Contest Totals	332	100.00%	<div style="width: 100.00%;"></div>

## 5-1 NEWCASTLE INSIDE

### REP CLERK OF THE DISTRICT COURT

Vote For 1

	TOTAL	VOTE %	
TINA COTE	276	83.13%	<div style="width: 83.13%;"><div style="width: 83.13%;"></div></div>
Write-In Totals	3	0.90%	<div style="width: 0.90%;"></div>
<b>Total Votes Cast</b>	<b>279</b>	<b>84.04%</b>	<div style="width: 84.04%;"><div style="width: 84.04%;"></div></div>
Overvotes	0	0.00%	<div style="width: 0.00%;"></div>
Undervotes	53	15.96%	<div style="width: 15.96%;"></div>
Contest Totals	332	100.00%	<div style="width: 100.00%;"></div>

### REP PRECINCT COMMITTEEMAN 5-1

Vote For 1

	TOTAL	VOTE %	
SCOTT R. GROSS	57	17.17%	<div style="width: 17.17%;"><div style="width: 17.17%;"></div></div>
WILLIAM HAYMAN	141	42.47%	<div style="width: 42.47%;"><div style="width: 42.47%;"></div></div>
THOMAS VOSS	87	26.20%	<div style="width: 26.20%;"><div style="width: 26.20%;"></div></div>
Write-In Totals	2	0.60%	<div style="width: 0.60%;"></div>
<b>Total Votes Cast</b>	<b>287</b>	<b>86.45%</b>	<div style="width: 86.45%;"><div style="width: 86.45%;"></div></div>
Overvotes	5	1.51%	<div style="width: 1.51%;"></div>
Undervotes	40	12.05%	<div style="width: 12.05%;"></div>
Contest Totals	332	100.00%	<div style="width: 100.00%;"></div>

### REP PRECINCT COMMITTEEWOMAN 5-1

Vote For 1

	TOTAL	VOTE %	
TERESA I. GROSS	255	76.81%	<div style="width: 76.81%;"><div style="width: 76.81%;"></div></div>
Write-In Totals	3	0.90%	<div style="width: 0.90%;"></div>
<b>Total Votes Cast</b>	<b>258</b>	<b>77.71%</b>	<div style="width: 77.71%;"><div style="width: 77.71%;"></div></div>
Overvotes	0	0.00%	<div style="width: 0.00%;"></div>
Undervotes	74	22.29%	<div style="width: 22.29%;"></div>
Contest Totals	332	100.00%	<div style="width: 100.00%;"></div>

### DEM UNITED STATES REPRESENTATIVE

Vote For 1

	TOTAL	VOTE %	
LYNNETTE GREYBULL	3	33.33%	<div style="width: 33.33%;"><div style="width: 33.33%;"></div></div>
STEVE HELLING	2	22.22%	<div style="width: 22.22%;"><div style="width: 22.22%;"></div></div>
MEGHAN R. JENSEN	3	33.33%	<div style="width: 33.33%;"><div style="width: 33.33%;"></div></div>
Write-In Totals	0	0.00%	<div style="width: 0.00%;"></div>
<b>Total Votes Cast</b>	<b>8</b>	<b>88.89%</b>	<div style="width: 88.89%;"><div style="width: 88.89%;"></div></div>
Overvotes	0	0.00%	<div style="width: 0.00%;"></div>
Undervotes	1	11.11%	<div style="width: 11.11%;"></div>
Contest Totals	9	100.00%	<div style="width: 100.00%;"></div>

## 5-1 NEWCASTLE INSIDE

### DEM GOVERNOR

Vote For 1

	TOTAL	VOTE %	
THERESA A. LIVINGSTON	6	66.67%	<div style="width: 66.67%;"></div>
REX WILDE	2	22.22%	<div style="width: 22.22%;"></div>
Write-In Totals	0	0.00%	<div style="width: 0%;"></div>
<b>Total Votes Cast</b>	<b>8</b>	<b>88.89%</b>	<div style="width: 88.89%;"></div>
Overvotes	0	0.00%	<div style="width: 0%;"></div>
Undervotes	1	11.11%	<div style="width: 11.11%;"></div>
Contest Totals	9	100.00%	<div style="width: 100%;"></div>

### DEM SECRETARY OF STATE

Vote For 1

	TOTAL	VOTE %	
Write-In Totals	0	0.00%	<div style="width: 0%;"></div>
<b>Total Votes Cast</b>	<b>0</b>	<b>0.00%</b>	<div style="width: 0%;"></div>
Overvotes	0	0.00%	<div style="width: 0%;"></div>
Undervotes	9	100.00%	<div style="width: 100%;"></div>
Contest Totals	9	100.00%	<div style="width: 100%;"></div>

### DEM STATE AUDITOR

Vote For 1

	TOTAL	VOTE %	
Write-In Totals	0	0.00%	<div style="width: 0%;"></div>
<b>Total Votes Cast</b>	<b>0</b>	<b>0.00%</b>	<div style="width: 0%;"></div>
Overvotes	0	0.00%	<div style="width: 0%;"></div>
Undervotes	9	100.00%	<div style="width: 100%;"></div>
Contest Totals	9	100.00%	<div style="width: 100%;"></div>

### DEM STATE TREASURER

Vote For 1

	TOTAL	VOTE %	
Write-In Totals	0	0.00%	<div style="width: 0%;"></div>
<b>Total Votes Cast</b>	<b>0</b>	<b>0.00%</b>	<div style="width: 0%;"></div>
Overvotes	0	0.00%	<div style="width: 0%;"></div>
Undervotes	9	100.00%	<div style="width: 100%;"></div>
Contest Totals	9	100.00%	<div style="width: 100%;"></div>

### DEM SUPERINTENDENT OF PUBLIC INSTRUCTION

Vote For 1

	TOTAL	VOTE %	
SERGIO A. MALDONADO, SR.	6	66.67%	<div style="width: 66.67%;"></div>
Write-In Totals	0	0.00%	<div style="width: 0%;"></div>
<b>Total Votes Cast</b>	<b>6</b>	<b>66.67%</b>	<div style="width: 66.67%;"></div>
Overvotes	0	0.00%	<div style="width: 0%;"></div>
Undervotes	3	33.33%	<div style="width: 33.33%;"></div>
Contest Totals	9	100.00%	<div style="width: 100%;"></div>

### 5-1 NEWCASTLE INSIDE

#### DEM STATE SENATOR DIST 3

Vote For 1

	TOTAL	VOTE %	
Write-In Totals	0	0.00%	<div style="width: 0%;"></div>
<b>Total Votes Cast</b>	<b>0</b>	<b>0.00%</b>	<div style="width: 0%;"></div>
Overvotes	0	0.00%	<div style="width: 0%;"></div>
Undervotes	9	100.00%	<div style="width: 100%;"></div>
Contest Totals	9	100.00%	<div style="width: 100%;"></div>

#### DEM STATE REPRESENTATIVE DIST 2

Vote For 1

	TOTAL	VOTE %	
Write-In Totals	0	0.00%	<div style="width: 0%;"></div>
<b>Total Votes Cast</b>	<b>0</b>	<b>0.00%</b>	<div style="width: 0%;"></div>
Overvotes	0	0.00%	<div style="width: 0%;"></div>
Undervotes	9	100.00%	<div style="width: 100%;"></div>
Contest Totals	9	100.00%	<div style="width: 100%;"></div>

#### DEM COUNTY COMMISSIONER

Vote For 3

	TOTAL	VOTE %	
Write-In Totals	0	0.00%	<div style="width: 0%;"></div>
<b>Total Votes Cast</b>	<b>0</b>	<b>0.00%</b>	<div style="width: 0%;"></div>
Overvotes	0	0.00%	<div style="width: 0%;"></div>
Undervotes	27	100.00%	<div style="width: 100%;"></div>
Contest Totals	27	100.00%	<div style="width: 100%;"></div>

#### DEM COUNTY CORONER

Vote For 1

	TOTAL	VOTE %	
Write-In Totals	0	0.00%	<div style="width: 0%;"></div>
<b>Total Votes Cast</b>	<b>0</b>	<b>0.00%</b>	<div style="width: 0%;"></div>
Overvotes	0	0.00%	<div style="width: 0%;"></div>
Undervotes	9	100.00%	<div style="width: 100%;"></div>
Contest Totals	9	100.00%	<div style="width: 100%;"></div>

#### DEM COUNTY ATTORNEY

Vote For 1

	TOTAL	VOTE %	
Write-In Totals	0	0.00%	<div style="width: 0%;"></div>
<b>Total Votes Cast</b>	<b>0</b>	<b>0.00%</b>	<div style="width: 0%;"></div>
Overvotes	0	0.00%	<div style="width: 0%;"></div>
Undervotes	9	100.00%	<div style="width: 100%;"></div>
Contest Totals	9	100.00%	<div style="width: 100%;"></div>

## 5-1 NEWCASTLE INSIDE

### DEM COUNTY SHERIFF

Vote For 1

	TOTAL	VOTE %	
Write-In Totals	1	11.11%	<div style="width: 11.11%;"></div>
<b>Total Votes Cast</b>	<b>1</b>	<b>11.11%</b>	<div style="width: 11.11%;"></div>
Overvotes	0	0.00%	<div style="width: 0%;"></div>
Undervotes	8	88.89%	<div style="width: 88.89%;"></div>
Contest Totals	9	100.00%	<div style="width: 100%;"></div>

### DEM COUNTY CLERK

Vote For 1

	TOTAL	VOTE %	
Write-In Totals	0	0.00%	<div style="width: 0%;"></div>
<b>Total Votes Cast</b>	<b>0</b>	<b>0.00%</b>	<div style="width: 0%;"></div>
Overvotes	0	0.00%	<div style="width: 0%;"></div>
Undervotes	9	100.00%	<div style="width: 100%;"></div>
Contest Totals	9	100.00%	<div style="width: 100%;"></div>

### DEM COUNTY TREASURER

Vote For 1

	TOTAL	VOTE %	
Write-In Totals	0	0.00%	<div style="width: 0%;"></div>
<b>Total Votes Cast</b>	<b>0</b>	<b>0.00%</b>	<div style="width: 0%;"></div>
Overvotes	0	0.00%	<div style="width: 0%;"></div>
Undervotes	9	100.00%	<div style="width: 100%;"></div>
Contest Totals	9	100.00%	<div style="width: 100%;"></div>

### DEM COUNTY ASSESSOR

Vote For 1

	TOTAL	VOTE %	
Write-In Totals	0	0.00%	<div style="width: 0%;"></div>
<b>Total Votes Cast</b>	<b>0</b>	<b>0.00%</b>	<div style="width: 0%;"></div>
Overvotes	0	0.00%	<div style="width: 0%;"></div>
Undervotes	9	100.00%	<div style="width: 100%;"></div>
Contest Totals	9	100.00%	<div style="width: 100%;"></div>

### DEM CLERK OF THE DISTRICT COURT






Vote For 1

	TOTAL	VOTE %	
Write-In Totals	0	0.00%	<div style="width: 0%;"></div>
<b>Total Votes Cast</b>	<b>0</b>	<b>0.00%</b>	<div style="width: 0%;"></div>
Overvotes	0	0.00%	<div style="width: 0%;"></div>
Undervotes	9	100.00%	<div style="width: 100%;"></div>
Contest Totals	9	100.00%	<div style="width: 100%;"></div>

### 5-1 NEWCASTLE INSIDE






#### DEM PRECINCT COMMITTEEMAN 5-1

Vote For 1

	TOTAL	VOTE %	
Write-In Totals	1	11.11%	
<b>Total Votes Cast</b>	<b>1</b>	<b>11.11%</b>	
Overvotes	0	0.00%	
Undervotes	8	88.89%	
Contest Totals	9	100.00%	








#### DEM PRECINCT COMMITTEEWOMAN 5-1

Vote For 1

	TOTAL	VOTE %	
Write-In Totals	0	0.00%	
<b>Total Votes Cast</b>	<b>0</b>	<b>0.00%</b>	
Overvotes	0	0.00%	
Undervotes	9	100.00%	
Contest Totals	9	100.00%	

#### CITY OF NEWCASTLE COUNCIL MEMBER

Vote For 3

	TOTAL	VOTE %	
ANN MCCOLLEY	249	23.71%	
DONNIE STEVESON	206	19.62%	
Write-In Totals	74	7.05%	
<b>Total Votes Cast</b>	<b>529</b>	<b>50.38%</b>	
Overvotes	3	0.29%	
Undervotes	518	49.33%	
Contest Totals	1,050	100.00%	

## 5-2 NEWCASTLE INSIDE

### Statistics

	TOTAL
Ballots Cast - Total	338
Ballots Cast - REPUBLICAN	333
Ballots Cast - DEMOCRATIC	2
Ballots Cast - NONPARTISAN	3
Ballots Cast - Blank	0

### REP UNITED STATES REPRESENTATIVE

Vote For 1

	TOTAL	VOTE %
ROBYN M. BELINSKEY	3	0.90%
ANTHONY BOUCHARD	22	6.61%
LIZ CHENEY	54	16.22%
HARRIET HAGEMAN	248	74.47%
DENTON KNAPP	2	0.60%
Write-In Totals	0	0.00%
<b>Total Votes Cast</b>	<b>329</b>	<b>98.80%</b>
Overvotes	2	0.60%
Undervotes	2	0.60%
Contest Totals	333	100.00%

### REP GOVERNOR

Vote For 1

	TOTAL	VOTE %
BRENT BIEN	122	36.64%
MARK GORDON	157	47.15%
JAMES SCOTT QUICK	13	3.90%
REX RAMMELL	28	8.41%
Write-In Totals	1	0.30%
<b>Total Votes Cast</b>	<b>321</b>	<b>96.40%</b>
Overvotes	0	0.00%
Undervotes	12	3.60%
Contest Totals	333	100.00%

### REP SECRETARY OF STATE

Vote For 1

	TOTAL	VOTE %
MARK ARMSTRONG	34	10.21%
DAN DOCKSTADER	9	2.70%
CHUCK GRAY	196	58.86%
TARA NETHERCOTT	83	24.92%
Write-In Totals	0	0.00%
<b>Total Votes Cast</b>	<b>322</b>	<b>96.70%</b>
Overvotes	0	0.00%
Undervotes	11	3.30%
Contest Totals	333	100.00%

## 5-2 NEWCASTLE INSIDE

### REP STATE AUDITOR

Vote For 1

	TOTAL	VOTE %	
KRISTI RACINES	288	86.49%	<div style="width: 86.49%;"></div>
Write-In Totals	1	0.30%	<div style="width: 0.30%;"></div>
<b>Total Votes Cast</b>	<b>289</b>	<b>86.79%</b>	<div style="width: 86.79%;"></div>
Overvotes	0	0.00%	<div style="width: 0.00%;"></div>
Undervotes	44	13.21%	<div style="width: 13.21%;"></div>
Contest Totals	333	100.00%	<div style="width: 100.00%;"></div>

### REP STATE TREASURER

Vote For 1

	TOTAL	VOTE %	
BILL GALLOP	80	24.02%	<div style="width: 24.02%;"></div>
CURT MEIER	223	66.97%	<div style="width: 66.97%;"></div>
Write-In Totals	0	0.00%	<div style="width: 0.00%;"></div>
<b>Total Votes Cast</b>	<b>303</b>	<b>90.99%</b>	<div style="width: 90.99%;"></div>
Overvotes	0	0.00%	<div style="width: 0.00%;"></div>
Undervotes	30	9.01%	<div style="width: 9.01%;"></div>
Contest Totals	333	100.00%	<div style="width: 100.00%;"></div>

### REP SUPERINTENDENT OF PUBLIC INSTRUCTION

Vote For 1

	TOTAL	VOTE %	
MEGAN DEGENFELDER	90	27.03%	<div style="width: 27.03%;"></div>
THOMAS KELLY	36	10.81%	<div style="width: 10.81%;"></div>
BRIAN SCHROEDER	133	39.94%	<div style="width: 39.94%;"></div>
ROBERT J. WHITE III	7	2.10%	<div style="width: 2.10%;"></div>
JENNIFER ZERBA	33	9.91%	<div style="width: 9.91%;"></div>
Write-In Totals	0	0.00%	<div style="width: 0.00%;"></div>
<b>Total Votes Cast</b>	<b>299</b>	<b>89.79%</b>	<div style="width: 89.79%;"></div>
Overvotes	0	0.00%	<div style="width: 0.00%;"></div>
Undervotes	34	10.21%	<div style="width: 10.21%;"></div>
Contest Totals	333	100.00%	<div style="width: 100.00%;"></div>

### REP STATE SENATOR DIST 3

Vote For 1

	TOTAL	VOTE %	
MARTY ERTMAN	165	49.55%	<div style="width: 49.55%;"></div>
CHERI STEINMETZ	158	47.45%	<div style="width: 47.45%;"></div>
Write-In Totals	0	0.00%	<div style="width: 0.00%;"></div>
<b>Total Votes Cast</b>	<b>323</b>	<b>97.00%</b>	<div style="width: 97.00%;"></div>
Overvotes	0	0.00%	<div style="width: 0.00%;"></div>
Undervotes	10	3.00%	<div style="width: 3.00%;"></div>
Contest Totals	333	100.00%	<div style="width: 100.00%;"></div>



## 5-2 NEWCASTLE INSIDE

### REP STATE REPRESENTATIVE DIST 2

Vote For 1

	TOTAL	VOTE %	
ALLEN EARL SLAGLE	197	59.16%	<div style="width: 59.16%;"></div>
JD WILLIAMS	123	36.94%	<div style="width: 36.94%;"></div>
Write-In Totals	0	0.00%	<div style="width: 0%;"></div>
<b>Total Votes Cast</b>	<b>320</b>	<b>96.10%</b>	<div style="width: 96.10%;"></div>
Overvotes	1	0.30%	<div style="width: 0%;"></div>
Undervotes	12	3.60%	<div style="width: 0%;"></div>
Contest Totals	333	100.00%	<div style="width: 100%;"></div>

### REP COUNTY COMMISSIONER

Vote For 3

	TOTAL	VOTE %	
GARRETT BORTON	187	18.72%	<div style="width: 18.72%;"></div>
SHANE CRAWFORD	66	6.61%	<div style="width: 6.61%;"></div>
VERA HUBER	136	13.61%	<div style="width: 13.61%;"></div>
JUSTIN LIGGETT	115	11.51%	<div style="width: 11.51%;"></div>
HENRY NESSUL	51	5.11%	<div style="width: 5.11%;"></div>
ED QUINONES	68	6.81%	<div style="width: 6.81%;"></div>
CHAD SEARS	96	9.61%	<div style="width: 9.61%;"></div>
NATHAN TODD	98	9.81%	<div style="width: 9.81%;"></div>
Write-In Totals	27	2.70%	<div style="width: 0%;"></div>
<b>Total Votes Cast</b>	<b>844</b>	<b>84.48%</b>	<div style="width: 84.48%;"></div>
Overvotes	18	1.80%	<div style="width: 0%;"></div>
Undervotes	137	13.71%	<div style="width: 0%;"></div>
Contest Totals	999	100.00%	<div style="width: 100%;"></div>

### REP COUNTY CORONER

Vote For 1

	TOTAL	VOTE %	
SCOTT E. BEACHLER	295	88.59%	<div style="width: 88.59%;"></div>
Write-In Totals	0	0.00%	<div style="width: 0%;"></div>
<b>Total Votes Cast</b>	<b>295</b>	<b>88.59%</b>	<div style="width: 88.59%;"></div>
Overvotes	0	0.00%	<div style="width: 0%;"></div>
Undervotes	38	11.41%	<div style="width: 0%;"></div>
Contest Totals	333	100.00%	<div style="width: 100%;"></div>

### REP COUNTY ATTORNEY

Vote For 1

	TOTAL	VOTE %	
MICHAEL W. STULKEN	281	84.38%	<div style="width: 84.38%;"></div>
Write-In Totals	8	2.40%	<div style="width: 0%;"></div>
<b>Total Votes Cast</b>	<b>289</b>	<b>86.79%</b>	<div style="width: 86.79%;"></div>
Overvotes	0	0.00%	<div style="width: 0%;"></div>
Undervotes	44	13.21%	<div style="width: 0%;"></div>
Contest Totals	333	100.00%	<div style="width: 100%;"></div>

## 5-2 NEWCASTLE INSIDE

### REP COUNTY SHERIFF

Vote For 1

	TOTAL	VOTE %	
SUSAN BRIDGE	91	27.33%	<div style="width: 27.33%;"></div>
BRYAN E. COLVARD	214	64.26%	<div style="width: 64.26%;"></div>
RICHARD HILLHOUSE	23	6.91%	<div style="width: 6.91%;"></div>
Write-In Totals	0	0.00%	<div style="width: 0%;"></div>
<b>Total Votes Cast</b>	<b>328</b>	<b>98.50%</b>	<div style="width: 98.50%;"></div>
Overvotes	0	0.00%	<div style="width: 0%;"></div>
Undervotes	5	1.50%	<div style="width: 1.50%;"></div>
Contest Totals	333	100.00%	<div style="width: 100%;"></div>

### REP COUNTY CLERK

Vote For 1

	TOTAL	VOTE %	
TRICIA BAUMANN	141	42.34%	<div style="width: 42.34%;"></div>
BECKY HADLOCK	186	55.86%	<div style="width: 55.86%;"></div>
Write-In Totals	0	0.00%	<div style="width: 0%;"></div>
<b>Total Votes Cast</b>	<b>327</b>	<b>98.20%</b>	<div style="width: 98.20%;"></div>
Overvotes	0	0.00%	<div style="width: 0%;"></div>
Undervotes	6	1.80%	<div style="width: 1.80%;"></div>
Contest Totals	333	100.00%	<div style="width: 100%;"></div>

### REP COUNTY TREASURER

Vote For 1

	TOTAL	VOTE %	
SUSAN OVERMAN	300	90.09%	<div style="width: 90.09%;"></div>
Write-In Totals	3	0.90%	<div style="width: 0.90%;"></div>
<b>Total Votes Cast</b>	<b>303</b>	<b>90.99%</b>	<div style="width: 90.99%;"></div>
Overvotes	0	0.00%	<div style="width: 0%;"></div>
Undervotes	30	9.01%	<div style="width: 9.01%;"></div>
Contest Totals	333	100.00%	<div style="width: 100%;"></div>

### REP COUNTY ASSESSOR

Vote For 1

	TOTAL	VOTE %	
KARA LENARDSON	311	93.39%	<div style="width: 93.39%;"></div>
Write-In Totals	0	0.00%	<div style="width: 0%;"></div>
<b>Total Votes Cast</b>	<b>311</b>	<b>93.39%</b>	<div style="width: 93.39%;"></div>
Overvotes	0	0.00%	<div style="width: 0%;"></div>
Undervotes	22	6.61%	<div style="width: 6.61%;"></div>
Contest Totals	333	100.00%	<div style="width: 100%;"></div>

## 5-2 NEWCASTLE INSIDE

### REP CLERK OF THE DISTRICT COURT

Vote For 1

	TOTAL	VOTE %	
TINA COTE	309	92.79%	<div style="width: 92.79%;"></div>
Write-In Totals	1	0.30%	<div style="width: 0.30%;"></div>
<b>Total Votes Cast</b>	<b>310</b>	<b>93.09%</b>	<div style="width: 93.09%;"></div>
Overvotes	0	0.00%	<div style="width: 0.00%;"></div>
Undervotes	23	6.91%	<div style="width: 6.91%;"></div>
Contest Totals	333	100.00%	<div style="width: 100.00%;"></div>

### REP PRECINCT COMMITTEEMAN 5-2

Vote For 1

	TOTAL	VOTE %	
JOHN G. BUTTS	290	87.09%	<div style="width: 87.09%;"></div>
Write-In Totals	2	0.60%	<div style="width: 0.60%;"></div>
<b>Total Votes Cast</b>	<b>292</b>	<b>87.69%</b>	<div style="width: 87.69%;"></div>
Overvotes	0	0.00%	<div style="width: 0.00%;"></div>
Undervotes	41	12.31%	<div style="width: 12.31%;"></div>
Contest Totals	333	100.00%	<div style="width: 100.00%;"></div>

### REP PRECINCT COMMITTEEWOMAN 5-2

Vote For 1

	TOTAL	VOTE %	
SUE SLAGLE MIRELES	285	85.59%	<div style="width: 85.59%;"></div>
Write-In Totals	2	0.60%	<div style="width: 0.60%;"></div>
<b>Total Votes Cast</b>	<b>287</b>	<b>86.19%</b>	<div style="width: 86.19%;"></div>
Overvotes	0	0.00%	<div style="width: 0.00%;"></div>
Undervotes	46	13.81%	<div style="width: 13.81%;"></div>
Contest Totals	333	100.00%	<div style="width: 100.00%;"></div>

### DEM UNITED STATES REPRESENTATIVE

Vote For 1

	TOTAL	VOTE %	
LYNNETTE GREYBULL	0	0.00%	<div style="width: 0.00%;"></div>
STEVE HELLING	0	0.00%	<div style="width: 0.00%;"></div>
MEGHAN R. JENSEN	1	50.00%	<div style="width: 50.00%;"></div>
Write-In Totals	0	0.00%	<div style="width: 0.00%;"></div>
<b>Total Votes Cast</b>	<b>1</b>	<b>50.00%</b>	<div style="width: 50.00%;"></div>
Overvotes	0	0.00%	<div style="width: 0.00%;"></div>
Undervotes	1	50.00%	<div style="width: 50.00%;"></div>
Contest Totals	2	100.00%	<div style="width: 100.00%;"></div>

## 5-2 NEWCASTLE INSIDE

### DEM GOVERNOR

Vote For 1

	TOTAL	VOTE %	
THERESA A. LIVINGSTON	1	50.00%	<div style="width: 50%; background-color: #ffc107;"></div>
REX WILDE	0	0.00%	<div style="width: 0%; background-color: #6c757d;"></div>
Write-In Totals	0	0.00%	<div style="width: 0%; background-color: #6c757d;"></div>
<b>Total Votes Cast</b>	<b>1</b>	<b>50.00%</b>	<div style="width: 50%; background-color: #ffc107;"></div>
Overvotes	0	0.00%	<div style="width: 0%; background-color: #6c757d;"></div>
Undervotes	1	50.00%	<div style="width: 50%; background-color: #ffc107;"></div>
Contest Totals	2	100.00%	<div style="width: 100%; background-color: #ffc107;"></div>

### DEM SECRETARY OF STATE

Vote For 1

	TOTAL	VOTE %	
Write-In Totals	0	0.00%	<div style="width: 0%; background-color: #6c757d;"></div>
<b>Total Votes Cast</b>	<b>0</b>	<b>0.00%</b>	<div style="width: 0%; background-color: #6c757d;"></div>
Overvotes	0	0.00%	<div style="width: 0%; background-color: #6c757d;"></div>
Undervotes	2	100.00%	<div style="width: 100%; background-color: #ffc107;"></div>
Contest Totals	2	100.00%	<div style="width: 100%; background-color: #ffc107;"></div>

### DEM STATE AUDITOR

Vote For 1

	TOTAL	VOTE %	
Write-In Totals	0	0.00%	<div style="width: 0%; background-color: #6c757d;"></div>
<b>Total Votes Cast</b>	<b>0</b>	<b>0.00%</b>	<div style="width: 0%; background-color: #6c757d;"></div>
Overvotes	0	0.00%	<div style="width: 0%; background-color: #6c757d;"></div>
Undervotes	2	100.00%	<div style="width: 100%; background-color: #ffc107;"></div>
Contest Totals	2	100.00%	<div style="width: 100%; background-color: #ffc107;"></div>

### DEM STATE TREASURER

Vote For 1

	TOTAL	VOTE %	
Write-In Totals	0	0.00%	<div style="width: 0%; background-color: #6c757d;"></div>
<b>Total Votes Cast</b>	<b>0</b>	<b>0.00%</b>	<div style="width: 0%; background-color: #6c757d;"></div>
Overvotes	0	0.00%	<div style="width: 0%; background-color: #6c757d;"></div>
Undervotes	2	100.00%	<div style="width: 100%; background-color: #ffc107;"></div>
Contest Totals	2	100.00%	<div style="width: 100%; background-color: #ffc107;"></div>

### DEM SUPERINTENDENT OF PUBLIC INSTRUCTION

Vote For 1

	TOTAL	VOTE %	
SERGIO A. MALDONADO, SR.	1	50.00%	<div style="width: 50%; background-color: #ffc107;"></div>
Write-In Totals	0	0.00%	<div style="width: 0%; background-color: #6c757d;"></div>
<b>Total Votes Cast</b>	<b>1</b>	<b>50.00%</b>	<div style="width: 50%; background-color: #ffc107;"></div>
Overvotes	0	0.00%	<div style="width: 0%; background-color: #6c757d;"></div>
Undervotes	1	50.00%	<div style="width: 50%; background-color: #ffc107;"></div>
Contest Totals	2	100.00%	<div style="width: 100%; background-color: #ffc107;"></div>

## 5-2 NEWCASTLE INSIDE

### DEM STATE SENATOR DIST 3

Vote For 1

	TOTAL	VOTE %	
Write-In Totals	0	0.00%	<div style="width: 0%;"></div>
<b>Total Votes Cast</b>	<b>0</b>	<b>0.00%</b>	<div style="width: 0%;"></div>
Overvotes	0	0.00%	<div style="width: 0%;"></div>
Undervotes	2	100.00%	<div style="width: 100%;"></div>
Contest Totals	2	100.00%	<div style="width: 100%;"></div>

### DEM STATE REPRESENTATIVE DIST 2

Vote For 1

	TOTAL	VOTE %	
Write-In Totals	0	0.00%	<div style="width: 0%;"></div>
<b>Total Votes Cast</b>	<b>0</b>	<b>0.00%</b>	<div style="width: 0%;"></div>
Overvotes	0	0.00%	<div style="width: 0%;"></div>
Undervotes	2	100.00%	<div style="width: 100%;"></div>
Contest Totals	2	100.00%	<div style="width: 100%;"></div>

### DEM COUNTY COMMISSIONER

Vote For 3

	TOTAL	VOTE %	
Write-In Totals	3	50.00%	<div style="width: 50%;"></div>
<b>Total Votes Cast</b>	<b>3</b>	<b>50.00%</b>	<div style="width: 50%;"></div>
Overvotes	0	0.00%	<div style="width: 0%;"></div>
Undervotes	3	50.00%	<div style="width: 50%;"></div>
Contest Totals	6	100.00%	<div style="width: 100%;"></div>

### DEM COUNTY CORONER

Vote For 1

	TOTAL	VOTE %	
Write-In Totals	1	50.00%	<div style="width: 50%;"></div>
<b>Total Votes Cast</b>	<b>1</b>	<b>50.00%</b>	<div style="width: 50%;"></div>
Overvotes	0	0.00%	<div style="width: 0%;"></div>
Undervotes	1	50.00%	<div style="width: 50%;"></div>
Contest Totals	2	100.00%	<div style="width: 100%;"></div>

### DEM COUNTY ATTORNEY

Vote For 1

	TOTAL	VOTE %	
Write-In Totals	0	0.00%	<div style="width: 0%;"></div>
<b>Total Votes Cast</b>	<b>0</b>	<b>0.00%</b>	<div style="width: 0%;"></div>
Overvotes	0	0.00%	<div style="width: 0%;"></div>
Undervotes	2	100.00%	<div style="width: 100%;"></div>
Contest Totals	2	100.00%	<div style="width: 100%;"></div>

## 5-2 NEWCASTLE INSIDE

### DEM COUNTY SHERIFF

Vote For 1

	TOTAL	VOTE %	
Write-In Totals	1	50.00%	<div style="width: 50%; background-color: #f0e68c;"></div>
<b>Total Votes Cast</b>	<b>1</b>	<b>50.00%</b>	<div style="width: 50%; background-color: #f0e68c;"></div>
Overvotes	0	0.00%	<div style="width: 0%; background-color: #f0e68c;"></div>
Undervotes	1	50.00%	<div style="width: 50%; background-color: #f0e68c;"></div>
Contest Totals	2	100.00%	<div style="width: 100%; background-color: #f0e68c;"></div>

### DEM COUNTY CLERK

Vote For 1

	TOTAL	VOTE %	
Write-In Totals	0	0.00%	<div style="width: 0%; background-color: #f0e68c;"></div>
<b>Total Votes Cast</b>	<b>0</b>	<b>0.00%</b>	<div style="width: 0%; background-color: #f0e68c;"></div>
Overvotes	0	0.00%	<div style="width: 0%; background-color: #f0e68c;"></div>
Undervotes	2	100.00%	<div style="width: 100%; background-color: #f0e68c;"></div>
Contest Totals	2	100.00%	<div style="width: 100%; background-color: #f0e68c;"></div>

### DEM COUNTY TREASURER

Vote For 1

	TOTAL	VOTE %	
Write-In Totals	0	0.00%	<div style="width: 0%; background-color: #f0e68c;"></div>
<b>Total Votes Cast</b>	<b>0</b>	<b>0.00%</b>	<div style="width: 0%; background-color: #f0e68c;"></div>
Overvotes	0	0.00%	<div style="width: 0%; background-color: #f0e68c;"></div>
Undervotes	2	100.00%	<div style="width: 100%; background-color: #f0e68c;"></div>
Contest Totals	2	100.00%	<div style="width: 100%; background-color: #f0e68c;"></div>

### DEM COUNTY ASSESSOR

Vote For 1

	TOTAL	VOTE %	
Write-In Totals	0	0.00%	<div style="width: 0%; background-color: #f0e68c;"></div>
<b>Total Votes Cast</b>	<b>0</b>	<b>0.00%</b>	<div style="width: 0%; background-color: #f0e68c;"></div>
Overvotes	0	0.00%	<div style="width: 0%; background-color: #f0e68c;"></div>
Undervotes	2	100.00%	<div style="width: 100%; background-color: #f0e68c;"></div>
Contest Totals	2	100.00%	<div style="width: 100%; background-color: #f0e68c;"></div>

### DEM CLERK OF THE DISTRICT COURT

Vote For 1

	TOTAL	VOTE %	
Write-In Totals	1	50.00%	<div style="width: 50%; background-color: #f0e68c;"></div>
<b>Total Votes Cast</b>	<b>1</b>	<b>50.00%</b>	<div style="width: 50%; background-color: #f0e68c;"></div>
Overvotes	0	0.00%	<div style="width: 0%; background-color: #f0e68c;"></div>
Undervotes	1	50.00%	<div style="width: 50%; background-color: #f0e68c;"></div>
Contest Totals	2	100.00%	<div style="width: 100%; background-color: #f0e68c;"></div>

## 5-2 NEWCASTLE INSIDE

### DEM PRECINCT COMMITTEEMAN 5-2

Vote For 1

	TOTAL	VOTE %	
Write-In Totals	0	0.00%	<div style="width: 0%;"></div>
<b>Total Votes Cast</b>	<b>0</b>	<b>0.00%</b>	<div style="width: 0%;"></div>
Overvotes	0	0.00%	<div style="width: 0%;"></div>
Undervotes	2	100.00%	<div style="width: 100%;"></div>
Contest Totals	2	100.00%	<div style="width: 100%;"></div>

### DEM PRECINCT COMMITTEEWOMAN 5-2

Vote For 1

	TOTAL	VOTE %	
Write-In Totals	0	0.00%	<div style="width: 0%;"></div>
<b>Total Votes Cast</b>	<b>0</b>	<b>0.00%</b>	<div style="width: 0%;"></div>
Overvotes	0	0.00%	<div style="width: 0%;"></div>
Undervotes	2	100.00%	<div style="width: 100%;"></div>
Contest Totals	2	100.00%	<div style="width: 100%;"></div>

### CITY OF NEWCASTLE COUNCIL MEMBER

Vote For 3

	TOTAL	VOTE %	
ANN MCCOLLEY	254	25.05%	<div style="width: 25.05%;"></div>
DONNIE STEVESON	208	20.51%	<div style="width: 20.51%;"></div>
Write-In Totals	83	8.19%	<div style="width: 8.19%;"></div>
<b>Total Votes Cast</b>	<b>545</b>	<b>53.75%</b>	<div style="width: 53.75%;"></div>
Overvotes	0	0.00%	<div style="width: 0%;"></div>
Undervotes	469	46.25%	<div style="width: 46.25%;"></div>
Contest Totals	1,014	100.00%	<div style="width: 100%;"></div>

### 5-3 NEWCASTLE INSIDE

Statistics	TOTAL
Ballots Cast - Total	357
Ballots Cast - REPUBLICAN	341
Ballots Cast - DEMOCRATIC	7
Ballots Cast - NONPARTISAN	9
Ballots Cast - Blank	0

#### REP UNITED STATES REPRESENTATIVE

Vote For 1

	TOTAL	VOTE %	
ROBYN M. BELINSKEY	4	1.17%	<div style="width: 1.17%;"></div>
ANTHONY BOUCHARD	23	6.74%	<div style="width: 6.74%;"></div>
LIZ CHENEY	49	14.37%	<div style="width: 14.37%;"></div>
HARRIET HAGEMAN	256	75.07%	<div style="width: 75.07%;"></div>
DENTON KNAPP	6	1.76%	<div style="width: 1.76%;"></div>
Write-In Totals	0	0.00%	<div style="width: 0.00%;"></div>
<b>Total Votes Cast</b>	<b>338</b>	<b>99.12%</b>	<div style="width: 99.12%;"></div>
Overvotes	2	0.59%	<div style="width: 0.59%;"></div>
Undervotes	1	0.29%	<div style="width: 0.29%;"></div>
Contest Totals	341	100.00%	<div style="width: 100.00%;"></div>

#### REP GOVERNOR

Vote For 1

	TOTAL	VOTE %	
BRENT BIEN	140	41.06%	<div style="width: 41.06%;"></div>
MARK GORDON	153	44.87%	<div style="width: 44.87%;"></div>
JAMES SCOTT QUICK	11	3.23%	<div style="width: 3.23%;"></div>
REX RAMMELL	23	6.74%	<div style="width: 6.74%;"></div>
Write-In Totals	0	0.00%	<div style="width: 0.00%;"></div>
<b>Total Votes Cast</b>	<b>327</b>	<b>95.89%</b>	<div style="width: 95.89%;"></div>
Overvotes	1	0.29%	<div style="width: 0.29%;"></div>
Undervotes	13	3.81%	<div style="width: 3.81%;"></div>
Contest Totals	341	100.00%	<div style="width: 100.00%;"></div>

#### REP SECRETARY OF STATE

Vote For 1

	TOTAL	VOTE %	
MARK ARMSTRONG	41	12.02%	<div style="width: 12.02%;"></div>
DAN DOCKSTADER	2	0.59%	<div style="width: 0.59%;"></div>
CHUCK GRAY	191	56.01%	<div style="width: 56.01%;"></div>
TARA NETHERCOTT	84	24.63%	<div style="width: 24.63%;"></div>
Write-In Totals	0	0.00%	<div style="width: 0.00%;"></div>
<b>Total Votes Cast</b>	<b>318</b>	<b>93.26%</b>	<div style="width: 93.26%;"></div>
Overvotes	0	0.00%	<div style="width: 0.00%;"></div>
Undervotes	23	6.74%	<div style="width: 6.74%;"></div>
Contest Totals	341	100.00%	<div style="width: 100.00%;"></div>



### 5-3 NEWCASTLE INSIDE

#### REP STATE AUDITOR

Vote For 1

	TOTAL	VOTE %	
KRISTI RACINES	288	84.46%	<div style="width: 84.46%; background-color: #f0e68c;"></div>
Write-In Totals	2	0.59%	<div style="width: 0.59%; background-color: #f0e68c;"></div>
<b>Total Votes Cast</b>	<b>290</b>	<b>85.04%</b>	<div style="width: 85.04%; background-color: #f0e68c;"></div>
Overvotes	0	0.00%	<div style="width: 0.00%; background-color: #f0e68c;"></div>
Undervotes	51	14.96%	<div style="width: 14.96%; background-color: #f0e68c;"></div>
Contest Totals	341	100.00%	<div style="width: 100.00%; background-color: #f0e68c;"></div>

#### REP STATE TREASURER

Vote For 1

	TOTAL	VOTE %	
BILL GALLOP	77	22.58%	<div style="width: 22.58%; background-color: #f0e68c;"></div>
CURT MEIER	219	64.22%	<div style="width: 64.22%; background-color: #f0e68c;"></div>
Write-In Totals	0	0.00%	<div style="width: 0.00%; background-color: #f0e68c;"></div>
<b>Total Votes Cast</b>	<b>296</b>	<b>86.80%</b>	<div style="width: 86.80%; background-color: #f0e68c;"></div>
Overvotes	1	0.29%	<div style="width: 0.29%; background-color: #f0e68c;"></div>
Undervotes	44	12.90%	<div style="width: 12.90%; background-color: #f0e68c;"></div>
Contest Totals	341	100.00%	<div style="width: 100.00%; background-color: #f0e68c;"></div>

#### REP SUPERINTENDENT OF PUBLIC INSTRUCTION

Vote For 1

	TOTAL	VOTE %	
MEGAN DEGENFELDER	64	18.77%	<div style="width: 18.77%; background-color: #f0e68c;"></div>
THOMAS KELLY	34	9.97%	<div style="width: 9.97%; background-color: #f0e68c;"></div>
BRIAN SCHROEDER	141	41.35%	<div style="width: 41.35%; background-color: #f0e68c;"></div>
ROBERT J. WHITE III	11	3.23%	<div style="width: 3.23%; background-color: #f0e68c;"></div>
JENNIFER ZERBA	44	12.90%	<div style="width: 12.90%; background-color: #f0e68c;"></div>
Write-In Totals	1	0.29%	<div style="width: 0.29%; background-color: #f0e68c;"></div>
<b>Total Votes Cast</b>	<b>295</b>	<b>86.51%</b>	<div style="width: 86.51%; background-color: #f0e68c;"></div>
Overvotes	2	0.59%	<div style="width: 0.59%; background-color: #f0e68c;"></div>
Undervotes	44	12.90%	<div style="width: 12.90%; background-color: #f0e68c;"></div>
Contest Totals	341	100.00%	<div style="width: 100.00%; background-color: #f0e68c;"></div>

#### REP STATE SENATOR DIST 3

Vote For 1

	TOTAL	VOTE %	
MARTY ERTMAN	172	50.44%	<div style="width: 50.44%; background-color: #f0e68c;"></div>
CHERI STEINMETZ	154	45.16%	<div style="width: 45.16%; background-color: #f0e68c;"></div>
Write-In Totals	1	0.29%	<div style="width: 0.29%; background-color: #f0e68c;"></div>
<b>Total Votes Cast</b>	<b>327</b>	<b>95.89%</b>	<div style="width: 95.89%; background-color: #f0e68c;"></div>
Overvotes	0	0.00%	<div style="width: 0.00%; background-color: #f0e68c;"></div>
Undervotes	14	4.11%	<div style="width: 4.11%; background-color: #f0e68c;"></div>
Contest Totals	341	100.00%	<div style="width: 100.00%; background-color: #f0e68c;"></div>

### 5-3 NEWCASTLE INSIDE

#### REP STATE REPRESENTATIVE DIST 2

Vote For 1

	TOTAL	VOTE %	
ALLEN EARL SLAGLE	199	58.36%	<div style="width: 58.36%;"></div>
JD WILLIAMS	126	36.95%	<div style="width: 36.95%;"></div>
Write-In Totals	1	0.29%	<div style="width: 0.29%;"></div>
<b>Total Votes Cast</b>	<b>326</b>	<b>95.60%</b>	<div style="width: 95.60%;"></div>
Overvotes	0	0.00%	<div style="width: 0.00%;"></div>
Undervotes	15	4.40%	<div style="width: 4.40%;"></div>
Contest Totals	341	100.00%	<div style="width: 100.00%;"></div>

#### REP COUNTY COMMISSIONER

Vote For 3

	TOTAL	VOTE %	
GARRETT BORTON	185	18.08%	<div style="width: 18.08%;"></div>
SHANE CRAWFORD	76	7.43%	<div style="width: 7.43%;"></div>
VERA HUBER	136	13.29%	<div style="width: 13.29%;"></div>
JUSTIN LIGGETT	130	12.71%	<div style="width: 12.71%;"></div>
HENRY NESSUL	35	3.42%	<div style="width: 3.42%;"></div>
ED QUINONES	91	8.90%	<div style="width: 8.90%;"></div>
CHAD SEARS	87	8.50%	<div style="width: 8.50%;"></div>
NATHAN TODD	88	8.60%	<div style="width: 8.60%;"></div>
Write-In Totals	27	2.64%	<div style="width: 2.64%;"></div>
<b>Total Votes Cast</b>	<b>855</b>	<b>83.58%</b>	<div style="width: 83.58%;"></div>
Overvotes	18	1.76%	<div style="width: 1.76%;"></div>
Undervotes	150	14.66%	<div style="width: 14.66%;"></div>
Contest Totals	1,023	100.00%	<div style="width: 100.00%;"></div>

#### REP COUNTY CORONER

Vote For 1

	TOTAL	VOTE %	
SCOTT E. BEACHLER	302	88.56%	<div style="width: 88.56%;"></div>
Write-In Totals	0	0.00%	<div style="width: 0.00%;"></div>
<b>Total Votes Cast</b>	<b>302</b>	<b>88.56%</b>	<div style="width: 88.56%;"></div>
Overvotes	0	0.00%	<div style="width: 0.00%;"></div>
Undervotes	39	11.44%	<div style="width: 11.44%;"></div>
Contest Totals	341	100.00%	<div style="width: 100.00%;"></div>

#### REP COUNTY ATTORNEY

Vote For 1

	TOTAL	VOTE %	
MICHAEL W. STULKEN	276	80.94%	<div style="width: 80.94%;"></div>
Write-In Totals	3	0.88%	<div style="width: 0.88%;"></div>
<b>Total Votes Cast</b>	<b>279</b>	<b>81.82%</b>	<div style="width: 81.82%;"></div>
Overvotes	0	0.00%	<div style="width: 0.00%;"></div>
Undervotes	62	18.18%	<div style="width: 18.18%;"></div>
Contest Totals	341	100.00%	<div style="width: 100.00%;"></div>

## 5-3 NEWCASTLE INSIDE

### REP COUNTY SHERIFF

Vote For 1

	TOTAL	VOTE %	
SUSAN BRIDGE	106	31.08%	<div><div style="width: 31.08%;"></div></div>
BRYAN E. COLVARD	189	55.43%	<div><div style="width: 55.43%;"></div></div>
RICHARD HILLHOUSE	37	10.85%	<div><div style="width: 10.85%;"></div></div>
Write-In Totals	0	0.00%	<div><div style="width: 0%;"></div></div>
<b>Total Votes Cast</b>	<b>332</b>	<b>97.36%</b>	<div><div style="width: 97.36%;"></div></div>
Overvotes	0	0.00%	<div><div style="width: 0%;"></div></div>
Undervotes	9	2.64%	<div><div style="width: 2.64%;"></div></div>
Contest Totals	341	100.00%	<div><div style="width: 100%;"></div></div>

### REP COUNTY CLERK

Vote For 1

	TOTAL	VOTE %	
TRICIA BAUMANN	130	38.12%	<div><div style="width: 38.12%;"></div></div>
BECKY HADLOCK	192	56.30%	<div><div style="width: 56.30%;"></div></div>
Write-In Totals	0	0.00%	<div><div style="width: 0%;"></div></div>
<b>Total Votes Cast</b>	<b>322</b>	<b>94.43%</b>	<div><div style="width: 94.43%;"></div></div>
Overvotes	0	0.00%	<div><div style="width: 0%;"></div></div>
Undervotes	19	5.57%	<div><div style="width: 5.57%;"></div></div>
Contest Totals	341	100.00%	<div><div style="width: 100%;"></div></div>

### REP COUNTY TREASURER

Vote For 1

	TOTAL	VOTE %	
SUSAN OVERMAN	297	87.10%	<div><div style="width: 87.10%;"></div></div>
Write-In Totals	1	0.29%	<div><div style="width: 0.29%;"></div></div>
<b>Total Votes Cast</b>	<b>298</b>	<b>87.39%</b>	<div><div style="width: 87.39%;"></div></div>
Overvotes	0	0.00%	<div><div style="width: 0%;"></div></div>
Undervotes	43	12.61%	<div><div style="width: 12.61%;"></div></div>
Contest Totals	341	100.00%	<div><div style="width: 100%;"></div></div>

### REP COUNTY ASSESSOR

Vote For 1

	TOTAL	VOTE %	
KARA LENARDSON	301	88.27%	<div><div style="width: 88.27%;"></div></div>
Write-In Totals	0	0.00%	<div><div style="width: 0%;"></div></div>
<b>Total Votes Cast</b>	<b>301</b>	<b>88.27%</b>	<div><div style="width: 88.27%;"></div></div>
Overvotes	0	0.00%	<div><div style="width: 0%;"></div></div>
Undervotes	40	11.73%	<div><div style="width: 11.73%;"></div></div>
Contest Totals	341	100.00%	<div><div style="width: 100%;"></div></div>

### 5-3 NEWCASTLE INSIDE

#### REP CLERK OF THE DISTRICT COURT

Vote For 1

	TOTAL	VOTE %	
TINA COTE	295	86.51%	<div style="width: 86.51%; background-color: #f0c000;"></div>
Write-In Totals	3	0.88%	<div style="width: 0.88%; background-color: #f0c000;"></div>
<b>Total Votes Cast</b>	<b>298</b>	<b>87.39%</b>	<div style="width: 87.39%; background-color: #f0c000;"></div>
Overvotes	0	0.00%	<div style="width: 0.00%; background-color: #f0c000;"></div>
Undervotes	43	12.61%	<div style="width: 12.61%; background-color: #f0c000;"></div>
Contest Totals	341	100.00%	<div style="width: 100.00%; background-color: #f0c000;"></div>

#### REP PRECINCT COMMITTEEMAN 5-3

Vote For 1

	TOTAL	VOTE %	
JAMES BURROUGH	276	80.94%	<div style="width: 80.94%; background-color: #f0c000;"></div>
Write-In Totals	2	0.59%	<div style="width: 0.59%; background-color: #f0c000;"></div>
<b>Total Votes Cast</b>	<b>278</b>	<b>81.52%</b>	<div style="width: 81.52%; background-color: #f0c000;"></div>
Overvotes	0	0.00%	<div style="width: 0.00%; background-color: #f0c000;"></div>
Undervotes	63	18.48%	<div style="width: 18.48%; background-color: #f0c000;"></div>
Contest Totals	341	100.00%	<div style="width: 100.00%; background-color: #f0c000;"></div>

#### REP PRECINCT COMMITTEEWOMAN 5-3

Vote For 1

	TOTAL	VOTE %	
SUZANNE K. BURROUGH	279	81.82%	<div style="width: 81.82%; background-color: #f0c000;"></div>
Write-In Totals	1	0.29%	<div style="width: 0.29%; background-color: #f0c000;"></div>
<b>Total Votes Cast</b>	<b>280</b>	<b>82.11%</b>	<div style="width: 82.11%; background-color: #f0c000;"></div>
Overvotes	0	0.00%	<div style="width: 0.00%; background-color: #f0c000;"></div>
Undervotes	61	17.89%	<div style="width: 17.89%; background-color: #f0c000;"></div>
Contest Totals	341	100.00%	<div style="width: 100.00%; background-color: #f0c000;"></div>

#### DEM UNITED STATES REPRESENTATIVE

Vote For 1

	TOTAL	VOTE %	
LYNNETTE GREYBULL	5	71.43%	<div style="width: 71.43%; background-color: #f0c000;"></div>
STEVE HELLING	1	14.29%	<div style="width: 14.29%; background-color: #f0c000;"></div>
MEGHAN R. JENSEN	0	0.00%	<div style="width: 0.00%; background-color: #f0c000;"></div>
Write-In Totals	0	0.00%	<div style="width: 0.00%; background-color: #f0c000;"></div>
<b>Total Votes Cast</b>	<b>6</b>	<b>85.71%</b>	<div style="width: 85.71%; background-color: #f0c000;"></div>
Overvotes	0	0.00%	<div style="width: 0.00%; background-color: #f0c000;"></div>
Undervotes	1	14.29%	<div style="width: 14.29%; background-color: #f0c000;"></div>
Contest Totals	7	100.00%	<div style="width: 100.00%; background-color: #f0c000;"></div>

### 5-3 NEWCASTLE INSIDE

#### DEM GOVERNOR

Vote For 1

	TOTAL	VOTE %	
THERESA A. LIVINGSTON	4	57.14%	<div style="width: 57.14%;"></div>
REX WILDE	1	14.29%	<div style="width: 14.29%;"></div>
Write-In Totals	1	14.29%	<div style="width: 14.29%;"></div>
<b>Total Votes Cast</b>	<b>6</b>	<b>85.71%</b>	<div style="width: 85.71%;"></div>
Overvotes	0	0.00%	<div style="width: 0%;"></div>
Undervotes	1	14.29%	<div style="width: 14.29%;"></div>
Contest Totals	7	100.00%	<div style="width: 100%;"></div>

#### DEM SECRETARY OF STATE

Vote For 1

	TOTAL	VOTE %	
Write-In Totals	0	0.00%	<div style="width: 0%;"></div>
<b>Total Votes Cast</b>	<b>0</b>	<b>0.00%</b>	<div style="width: 0%;"></div>
Overvotes	0	0.00%	<div style="width: 0%;"></div>
Undervotes	7	100.00%	<div style="width: 100%;"></div>
Contest Totals	7	100.00%	<div style="width: 100%;"></div>

#### DEM STATE AUDITOR

Vote For 1

	TOTAL	VOTE %	
Write-In Totals	0	0.00%	<div style="width: 0%;"></div>
<b>Total Votes Cast</b>	<b>0</b>	<b>0.00%</b>	<div style="width: 0%;"></div>
Overvotes	0	0.00%	<div style="width: 0%;"></div>
Undervotes	7	100.00%	<div style="width: 100%;"></div>
Contest Totals	7	100.00%	<div style="width: 100%;"></div>

#### DEM STATE TREASURER

Vote For 1

	TOTAL	VOTE %	
Write-In Totals	0	0.00%	<div style="width: 0%;"></div>
<b>Total Votes Cast</b>	<b>0</b>	<b>0.00%</b>	<div style="width: 0%;"></div>
Overvotes	0	0.00%	<div style="width: 0%;"></div>
Undervotes	7	100.00%	<div style="width: 100%;"></div>
Contest Totals	7	100.00%	<div style="width: 100%;"></div>

#### DEM SUPERINTENDENT OF PUBLIC INSTRUCTION

Vote For 1

	TOTAL	VOTE %	
SERGIO A. MALDONADO, SR.	5	71.43%	<div style="width: 71.43%;"></div>
Write-In Totals	0	0.00%	<div style="width: 0%;"></div>
<b>Total Votes Cast</b>	<b>5</b>	<b>71.43%</b>	<div style="width: 71.43%;"></div>
Overvotes	0	0.00%	<div style="width: 0%;"></div>
Undervotes	2	28.57%	<div style="width: 28.57%;"></div>
Contest Totals	7	100.00%	<div style="width: 100%;"></div>

### 5-3 NEWCASTLE INSIDE

#### DEM STATE SENATOR DIST 3

Vote For 1

	TOTAL	VOTE %	
Write-In Totals	0	0.00%	<div style="width: 0%;"></div>
<b>Total Votes Cast</b>	<b>0</b>	<b>0.00%</b>	<div style="width: 0%;"></div>
Overvotes	0	0.00%	<div style="width: 0%;"></div>
Undervotes	7	100.00%	<div style="width: 100%;"></div>
Contest Totals	7	100.00%	<div style="width: 100%;"></div>

#### DEM STATE REPRESENTATIVE DIST 2

Vote For 1

	TOTAL	VOTE %	
Write-In Totals	1	14.29%	<div style="width: 14.29%;"></div>
<b>Total Votes Cast</b>	<b>1</b>	<b>14.29%</b>	<div style="width: 14.29%;"></div>
Overvotes	0	0.00%	<div style="width: 0%;"></div>
Undervotes	6	85.71%	<div style="width: 85.71%;"></div>
Contest Totals	7	100.00%	<div style="width: 100%;"></div>

#### DEM COUNTY COMMISSIONER

Vote For 3

	TOTAL	VOTE %	
Write-In Totals	2	9.52%	<div style="width: 9.52%;"></div>
<b>Total Votes Cast</b>	<b>2</b>	<b>9.52%</b>	<div style="width: 9.52%;"></div>
Overvotes	0	0.00%	<div style="width: 0%;"></div>
Undervotes	19	90.48%	<div style="width: 90.48%;"></div>
Contest Totals	21	100.00%	<div style="width: 100%;"></div>

#### DEM COUNTY CORONER

Vote For 1

	TOTAL	VOTE %	
Write-In Totals	0	0.00%	<div style="width: 0%;"></div>
<b>Total Votes Cast</b>	<b>0</b>	<b>0.00%</b>	<div style="width: 0%;"></div>
Overvotes	0	0.00%	<div style="width: 0%;"></div>
Undervotes	7	100.00%	<div style="width: 100%;"></div>
Contest Totals	7	100.00%	<div style="width: 100%;"></div>

#### DEM COUNTY ATTORNEY

Vote For 1

	TOTAL	VOTE %	
Write-In Totals	0	0.00%	<div style="width: 0%;"></div>
<b>Total Votes Cast</b>	<b>0</b>	<b>0.00%</b>	<div style="width: 0%;"></div>
Overvotes	0	0.00%	<div style="width: 0%;"></div>
Undervotes	7	100.00%	<div style="width: 100%;"></div>
Contest Totals	7	100.00%	<div style="width: 100%;"></div>

### 5-3 NEWCASTLE INSIDE

#### DEM COUNTY SHERIFF

Vote For 1

	TOTAL	VOTE %	
Write-In Totals	2	28.57%	<div style="width: 28.57%;"></div>
<b>Total Votes Cast</b>	<b>2</b>	<b>28.57%</b>	<div style="width: 28.57%;"></div>
Overvotes	0	0.00%	<div style="width: 0%;"></div>
Undervotes	5	71.43%	<div style="width: 71.43%;"></div>
Contest Totals	7	100.00%	<div style="width: 100%;"></div>

#### DEM COUNTY CLERK

Vote For 1

	TOTAL	VOTE %	
Write-In Totals	0	0.00%	<div style="width: 0%;"></div>
<b>Total Votes Cast</b>	<b>0</b>	<b>0.00%</b>	<div style="width: 0%;"></div>
Overvotes	0	0.00%	<div style="width: 0%;"></div>
Undervotes	7	100.00%	<div style="width: 100%;"></div>
Contest Totals	7	100.00%	<div style="width: 100%;"></div>

#### DEM COUNTY TREASURER

Vote For 1

	TOTAL	VOTE %	
Write-In Totals	0	0.00%	<div style="width: 0%;"></div>
<b>Total Votes Cast</b>	<b>0</b>	<b>0.00%</b>	<div style="width: 0%;"></div>
Overvotes	0	0.00%	<div style="width: 0%;"></div>
Undervotes	7	100.00%	<div style="width: 100%;"></div>
Contest Totals	7	100.00%	<div style="width: 100%;"></div>

#### DEM COUNTY ASSESSOR

Vote For 1

	TOTAL	VOTE %	
Write-In Totals	0	0.00%	<div style="width: 0%;"></div>
<b>Total Votes Cast</b>	<b>0</b>	<b>0.00%</b>	<div style="width: 0%;"></div>
Overvotes	0	0.00%	<div style="width: 0%;"></div>
Undervotes	7	100.00%	<div style="width: 100%;"></div>
Contest Totals	7	100.00%	<div style="width: 100%;"></div>

#### DEM CLERK OF THE DISTRICT COURT

Vote For 1

	TOTAL	VOTE %	
Write-In Totals	1	14.29%	<div style="width: 14.29%;"></div>
<b>Total Votes Cast</b>	<b>1</b>	<b>14.29%</b>	<div style="width: 14.29%;"></div>
Overvotes	0	0.00%	<div style="width: 0%;"></div>
Undervotes	6	85.71%	<div style="width: 85.71%;"></div>
Contest Totals	7	100.00%	<div style="width: 100%;"></div>

### 5-3 NEWCASTLE INSIDE

#### DEM PRECINCT COMMITTEEMAN 5-3

Vote For 1

	TOTAL	VOTE %	
Write-In Totals	0	0.00%	<div style="width: 0%;"></div>
<b>Total Votes Cast</b>	<b>0</b>	<b>0.00%</b>	<div style="width: 0%;"></div>
Overvotes	0	0.00%	<div style="width: 0%;"></div>
Undervotes	7	100.00%	<div style="width: 100%;"></div>
Contest Totals	7	100.00%	<div style="width: 100%;"></div>

#### DEM PRECINCT COMMITTEEWOMAN 5-3

Vote For 1

	TOTAL	VOTE %	
Write-In Totals	0	0.00%	<div style="width: 0%;"></div>
<b>Total Votes Cast</b>	<b>0</b>	<b>0.00%</b>	<div style="width: 0%;"></div>
Overvotes	0	0.00%	<div style="width: 0%;"></div>
Undervotes	7	100.00%	<div style="width: 100%;"></div>
Contest Totals	7	100.00%	<div style="width: 100%;"></div>

#### CITY OF NEWCASTLE COUNCIL MEMBER

Vote For 3

	TOTAL	VOTE %	
ANN MCCOLLEY	255	23.81%	<div style="width: 23.81%;"></div>
DONNIE STEVESON	219	20.45%	<div style="width: 20.45%;"></div>
Write-In Totals	63	5.88%	<div style="width: 5.88%;"></div>
<b>Total Votes Cast</b>	<b>537</b>	<b>50.14%</b>	<div style="width: 50.14%;"></div>
Overvotes	0	0.00%	<div style="width: 0%;"></div>
Undervotes	534	49.86%	<div style="width: 49.86%;"></div>
Contest Totals	1,071	100.00%	<div style="width: 100%;"></div>