

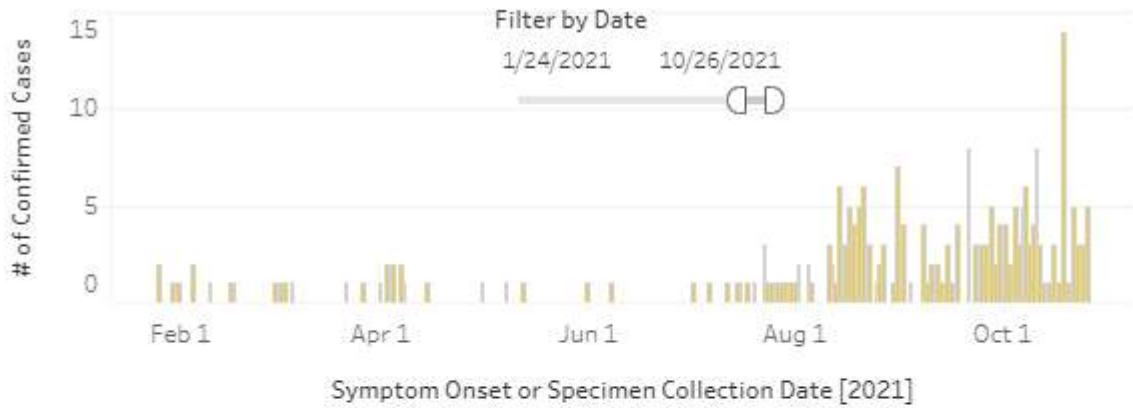
TRAINING:

- 1. Gilbert update sent.

Next LEPC Meeting Scheduled for November 24, 2021 do we want to move the meeting date?

ADJOURNMENT: _____ P.M.

Lab Confirmed Cases by Symptom Onset or Specimen Collection Date



Average Number of Lab Confirmed Cases by Date of Report



COVID-19 Case Data by County

Select measure to view
Lab Confirmed Active Cases

Weston
40

Wyoming COVID-19 Case Dashboard


Select to view data by county: (All)

The Dashboard was last updated: October 26, 2021 at 11:57

[Return to Navigation Page](#)

Total Laboratory Confirmed Cases: 81,337
 Total New Lab Confirmed Cases Since Last Update: 210
 Total Laboratory Confirmed Active Cases: 2,179
 Total Laboratory Confirmed Cases Recovered: 78,224
 Total Laboratory Confirmed Cases in the Past 14 Days: 4,070
 Total Probable Cases: 20,087
 Total New Probable Cases Since Last Update: 132
 Total Probable Cases Recovered: 19,086
 Total Lab Confirmed and Probable Cases: 101,424
 Total Deaths: 1,174

Lab Confirmed Cases by Symptom Onset or Specimen Collection Date



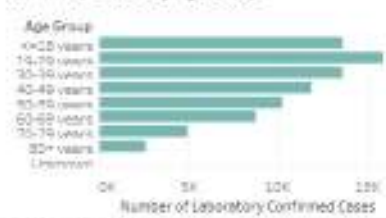
Average Number of Lab Confirmed Cases by Date of Report




COVID-19 Case Data by County



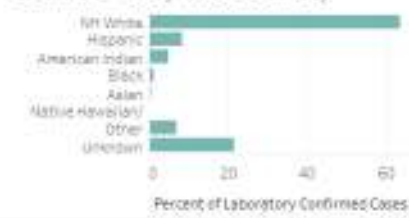
Confirmed Cases by Age Group



Confirmed Cases by Sex



Confirmed Cases by Race and Ethnicity



Variant Data

Wyoming COVID-19 Variant Case Dashboard

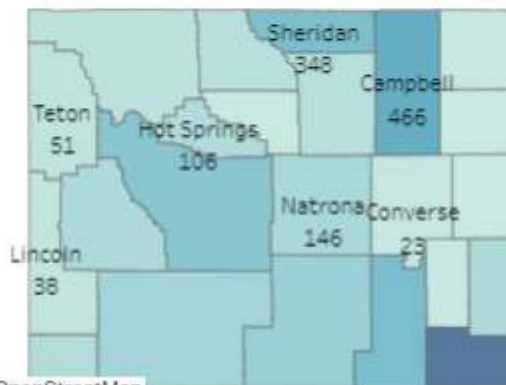
Total B.1.1.7 Variant Cases Detected: 852
 Total B.1.351 Variant Cases Detected: 1
 Total B.1.429 Variant Cases Detected: 129
 Total B.1.427 Variant Cases Detected: 130
 Total B.1.525 Variant Cases Detected: 2
 Total B.1.526 Variant Cases Detected: 79
 Total B.1.617 Variant Cases Detected: 3
 Total B.1.617.2 Variant Cases Detected: 3,704
 Total P.1 Variant Cases Detected: 59
 Total P.2 Variant Cases Detected: 1

Select variant to view in the map

B.1.617.2 & AY (Delta)

Variant Cases by County

Counties with no variant cases will not appear on the map



© 2021 Mapbox © OpenStreetMap

Filter epi curve by variant

(All)